

Generali Index Serie 100

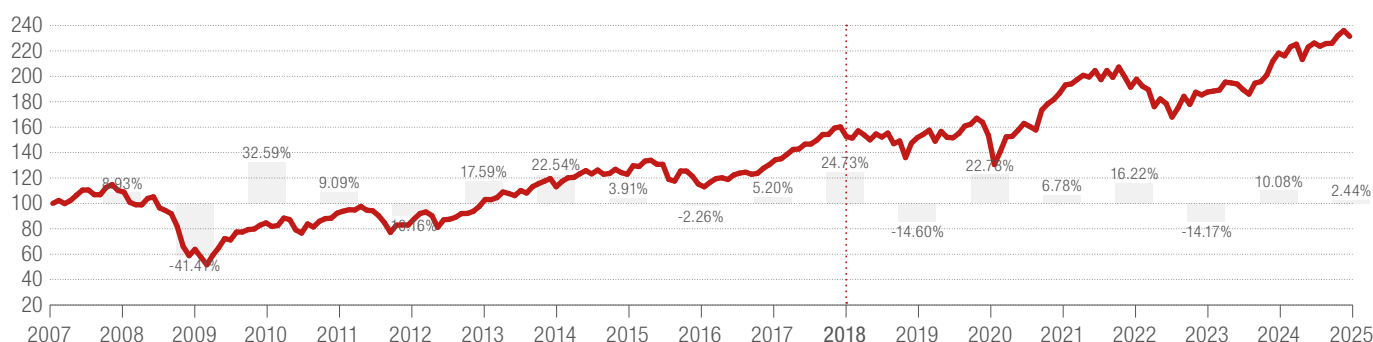
Edition Q1 2025 (Data as of 31. March 2025)

Description

This investment plan is broadly diversified across the world. With the investment in stocks there is opportunity for above-average income, though high value fluctuations are possible. Thanks to the selection of cost-efficient funds income opportunities are optimised.

The portfolio factsheet is a general representation of your investment plan. The figures and graphics do not represent your individual returns. Data before 1.12.2018 based on backtesting

Performance (in CHF, after costs)



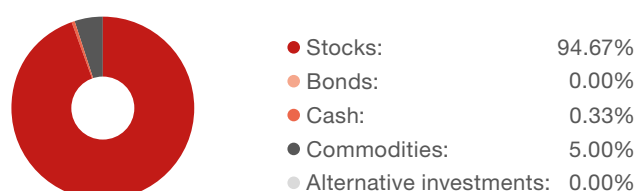
Key Facts

TER	0.19%
Rebalancing	quarterly

Returns (in %)

Current year	2.44%	Ø 5 years	12.13%
Ø 3 years	5.39%	Ø 10 years	6.02%

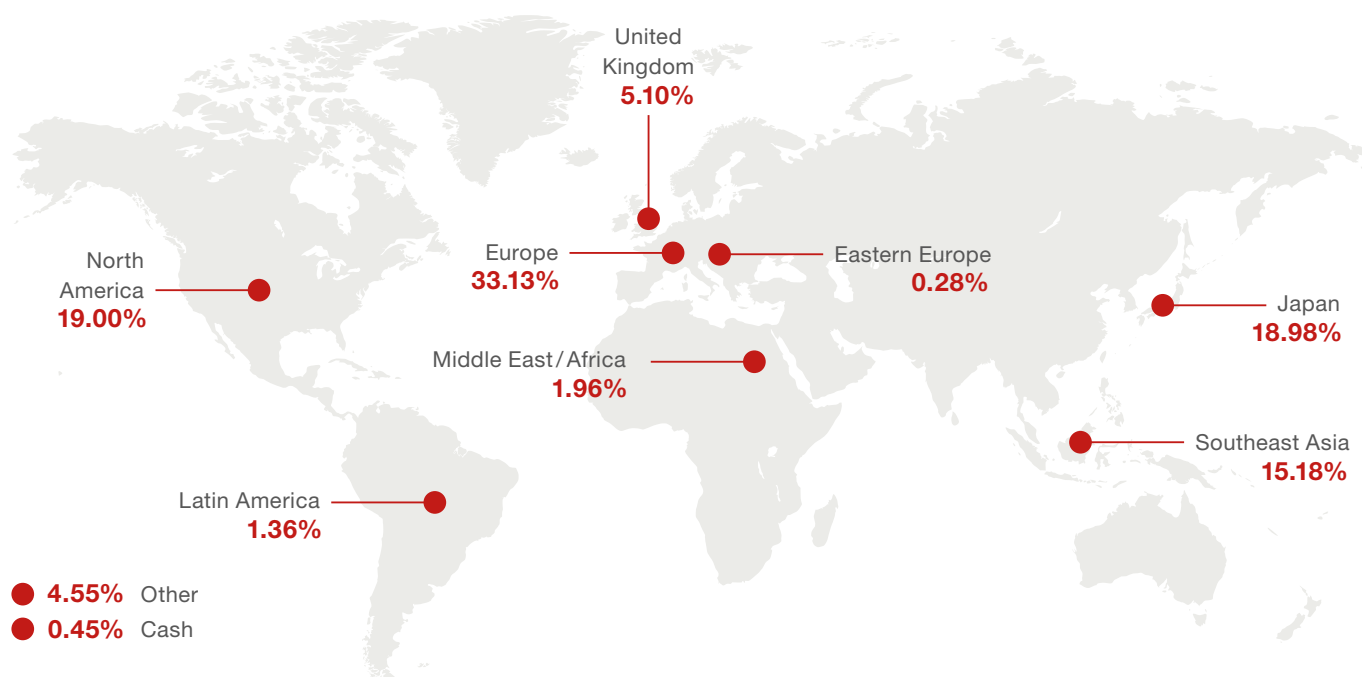
Asset classes



Largest positions

Nestle SA	2.66%
Roche Holding Par AG	2.32%
Novartis AG	2.19%
Apple Inc.	1.29%
Microsoft Corporation	1.03%
Nvidia Corporation	1.03%
Zurich Insurance Group AG	1.02%
UBS Group AG	0.97%
Compagnie Financiere Richemont SA	0.93%
Toyota Motor Corp	0.85%

Global allocation



Investments

ISIN	Name	Allocation
CH0315623006	Swisscanto (CH) Index Equity Fund USA	19.00%
CH0315621893	Swisscanto (CH) Index Commodity Fund hedged CHF	2.50%
CH0185709083	UBS (CH) Index Fund – Equities Emerging Markets NSL	19.00%
CH0190222403	UBS (CH) Index Fund 2 – Equities Europe ex CH	19.00%
CH0190227683	UBS (CH) Index Fund – Equities Japan	19.00%
CH0220919085	UBS Gold Index Fund hCHF A	2.50%
CH0342181622	BIFS SPI® Equity Index Fund	19.00%

Explanation

Diversified	means a broad distribution across various sectors and regions. This diversification reduces fluctuations in value and hence the risk.
TER	The total Expense Ratio shows the annual costs of the individual investment fund. These costs are already priced into the fund performance.
Rebalancing	means that the distribution of savings is constantly being corrected, so that it is coordinated with the investment plan. Market fluctuations lead to a deviation from the investment plan. By rebalancing, we even out these deviations.

This is a marketing document. The details provided here are purely for information purposes and constitute neither investment advice or an offer, nor a recommendation to purchase or sell financial products or conclude other legal transactions. Past performance is not a reliable indication of future results. The information compiled in this document is based on trustworthy data from reliable sources, however we take no responsibility for the accuracy and completeness of the information mentioned in the document. Generali Personal Insurance Ltd. cannot guarantee, explicitly nor implicitly, that the published information and opinions are accurate, complete and up to date. Only the sales prospectuses for the individual funds and the General Policy Conditions are binding.