

GENERALI INDEX SERIE 50

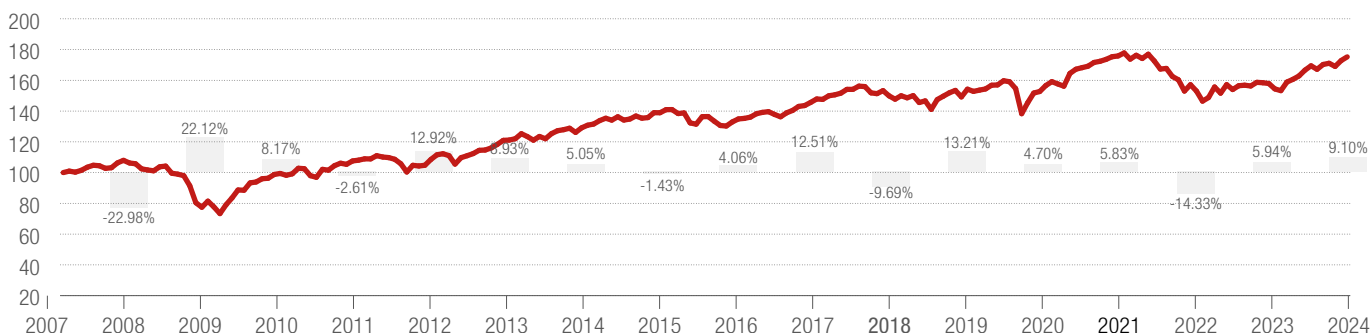
EDITION Q3 2024 (DATA AS OF 30. SEPTEMBER 2024)

DESCRIPTION

This investment plan is broadly diversified globally. Thanks to a balanced ratio of stocks and bonds there is good income opportunity with moderate risk. The selection of cost-efficient funds optimises income opportunities.

The portfolio factsheet is a general representation of your investment plan. The figures and graphics do not represent your individual returns. Data before 1.12.2018 based on backtesting

PERFORMANCE (IN CHF, AFTER COSTS)



KEY FACTS

TER 0.21%

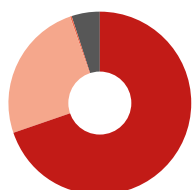
Rebalancing quarterly

RETURNS (IN %)

Current year 9.10% $\bar{\sigma}$ 5 years 2.57%

$\bar{\sigma}$ 3 years 0.29% $\bar{\sigma}$ 10 years 2.71%

ASSET CLASSES

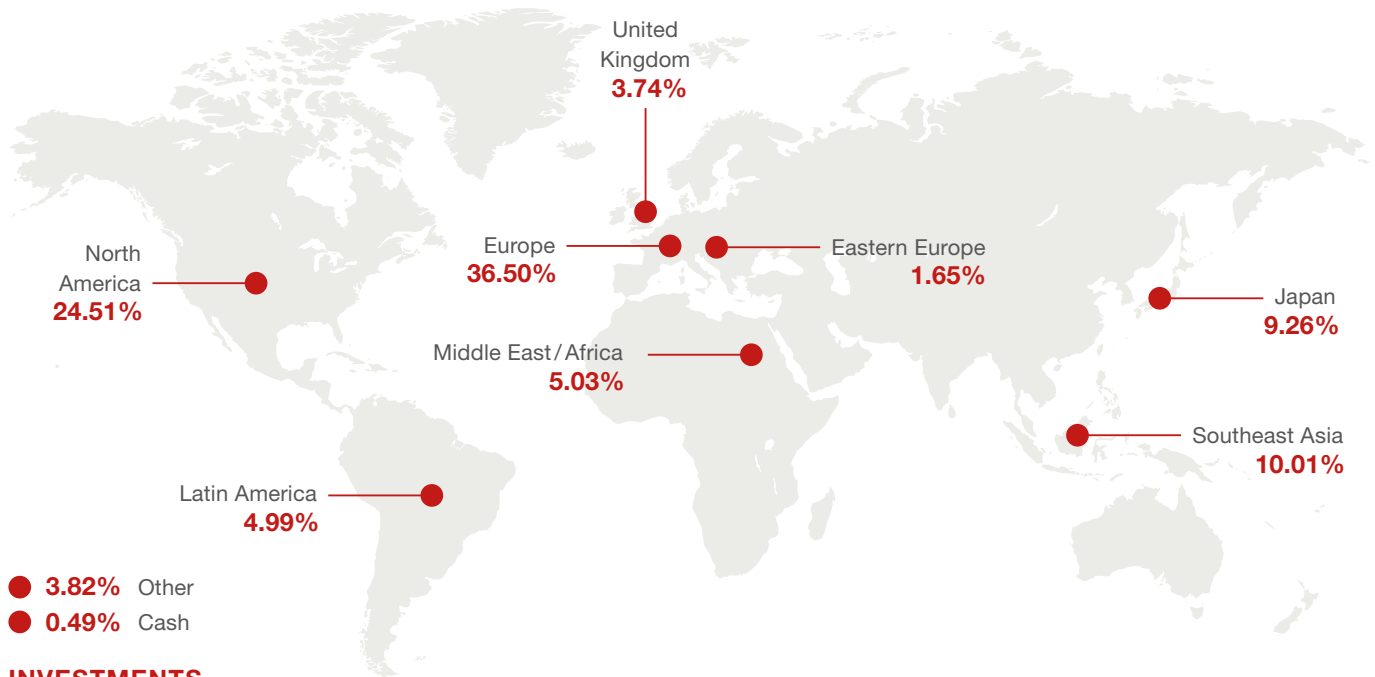


● Stocks:	45.86%
● Bonds:	49.92%
● Cash:	0.22%
● Commodities:	4.00%
● Alternative investments:	0.00%

LARGEST POSITIONS

Nestle SA	1.27%
Novartis AG	1.13%
Taiwan Semiconductor Manufacturing	1.12%
Roche Holding Par AG	1.08%
Apple Inc.	0.63%
Tencent Holdings Ltd	0.57%
Microsoft Corporation	0.56%
Nvidia Corporation	0.55%
UBS Group AG	0.48%
Novo Nordisk Class B	0.48%

GLOBAL ALLOCATION



INVESTMENTS

ISIN	Name	Allocation
CH0016431741	Pictet CH-CHF Bonds Tracker-I dy	12.50%
CH0315623006	Swisscanto (CH) Index Equity Fund USA	9.25%
CH0315621893	Swisscanto (CH) Index Commodity Fund hedged CHF	2.00%
CH0185709083	UBS (CH) Index Fund – Equities Emerging Markets NSL	9.25%
CH0190222403	UBS (CH) Index Fund 2 – Equities Europe ex CH	9.25%
CH0190227683	UBS (CH) Index Fund – Equities Japan	9.00%
CH0220919085	CSIF (CH) II Gold Blue FBH CHF	2.00%
CH0259132303	UBS (CH) Index Fund – Bonds USD Emerging Markets Government NSL	12.50%
CH0304170571	UBS (CH) Index Fund – Bonds USD Government NSL	12.50%
CH0316599023	UBS (CH) Index Fund – Bonds EUR Corporate	12.50%
CH0342181622	BIFS SPI® Equity Index Fund	9.25%

EXPLANATION

Diversified means a broad distribution across various sectors and regions. This diversification reduces fluctuations in value and hence the risk.

TER The total Expense Ratio shows the annual costs of the individual investment fund. These costs are already priced into the fund performance.

Rebalancing means that the distribution of savings is constantly being corrected, so that it is coordinated with the investment plan. Market fluctuations lead to a deviation from the investment plan. By rebalancing, we even out these deviations.

This is a marketing document. The details provided here are purely for information purposes and constitute neither investment advice or an offer, nor a recommendation to purchase or sell financial products or conclude other legal transactions. Past performance is not a reliable indication of future results. The information compiled in this document is based on trustworthy data from reliable sources, however we take no responsibility for the accuracy and completeness of the information mentioned in the document. Generali Personal Insurance Ltd. cannot guarantee, explicitly nor implicitly, that the published information and opinions are accurate, complete and up to date. Only the sales prospectuses for the individual funds and the General Policy Conditions are binding.