

Monthly Report – November 2019

Fund description

FORTUNA Investment Fund is an investment fund under Swiss law in the «Other funds for traditional investments» category, and it is **income-oriented**. The investment goal is primarily to increase the fund's assets and produce stable results.

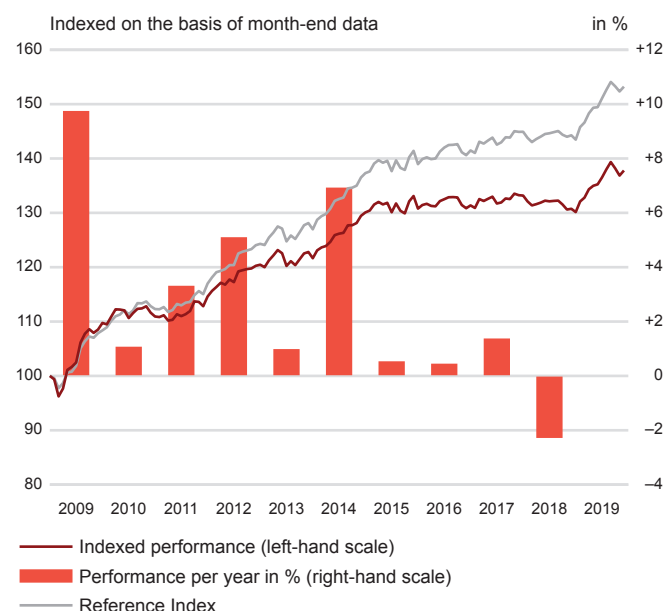
The fund invests a minimum of 67% and a maximum of 91% of its assets in bonds and minimum of 9% and a maximum of 15% in equities and other assets permitted under the fund contract.

This fund is suitable for investors who would like to profit mainly from the return opportunities in the bond markets and partly also from share price gains.

Fund Facts

Name of fund	FORTUNA Anlagefonds
Funds manager	Fortuna Investment AG Andreas Resch / since 2018
Domicile of fund	Switzerland
Fund management	Fortuna Investment AG, Adliswil
Custodian bank	UBS Switzerland AG
Currency of fund	CHF
ISIN	CH0002772645
Securities no.	277 264
Bloomberg	FORTUNA SW
Issuing commission	2.00%
Launch date	26 June 1989
Accounting year ends	31 March
Issue/redemption	daily
Reference Index	Customized Benchmark
Distribution	plowing back

Performance in CHF¹



in %	2015	2016	2017	2018	Nov. 2019
Fund (CHF)	0.53	0.46	1.37	-2.28	0.68
Ref. Index ²	1.20	1.81	2.44	-1.00	0.59

¹ These figures refer to the past. Past performance is not a reliable indicator of future results. The performance shown does not take account of any commissions and costs charged when subscribing to and redeeming units. Source for all data and charts (if not indicated otherwise): UBS Asset Management

² Reference Index in currency of share class (without costs)

Fund assets (in mn.)	85.69
Net asset value (CHF, 29.11.2019)	138.01
Last 12 months (CHF)	– high 139.64 – low 130.11
Modified Duration (years)	5.83
Average remaining maturity (years)	5.80
Flat fee	1.00%
Total expense ratio (TER) p.a.	1.00% ¹

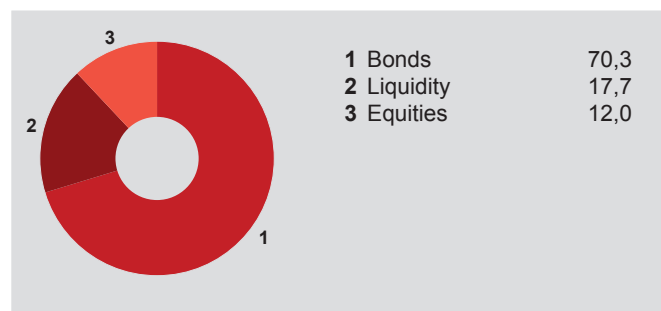
¹ as at 30.09.2019

Customer service


Fund Administration
Soodmattenstrasse 10
8134 Adliswil, Switzerland
Phone: +41 58 472 53 06
E-mail: investment.ch@generali.com
Internet: www.fortunainvest.ch

Monthly Report – November 2019

Investment instrument exposure (%)



Currency exposure (%)



10 largest positions (%)

Liquidity incl. Future	17.7
INVESCO S&P 500	4.0
FR Government Bonds 2026	3.7
DE Government Bonds 2028	3.1
FR Government Bonds 2026	2.8

DE Government Bonds 2027	2.8
UBS ETF (CHF)	2.7
Zürcher Kantonalbank 2034	2.5
Pfandbriefzent. CH Hpyo 2032	2.5
ES Government Bonds 2028	2.2

Performance in CHF¹

in %	2019 YTD ²	LTD ³	1 year	2 years	3 years	4 years	5 years	10 years
Fund (CHF)	5.88	82.33	5.38	3.41	5.31	3.53	6.44	26.96
Ref. Index ⁴	6.80	n.a.	6.20	5.75	8.97	8.36	12.24	42.06

¹ These figures refer to the past. Past performance is not a reliable indicator of future results. The performance shown does not take account of any commissions and costs charged when subscribing to and redeeming units. Source for all data and charts (if not indicated otherwise): UBS Asset Management

² YTD: year-to-date (since beginning of the year)

³ LTD: launch-to-date

⁴ Reference Index in currency of share class (without costs)

This document constitutes neither an offer nor a recommendation or an invitation from FORTUNA Investment AG to buy or sell investment instruments, carry out transactions or conclude any legal act. FORTUNA Investment AG is unable to guarantee (whether explicitly or implicitly) that the published information and opinions are accurate, complete and up to date. Historic performance data are no guarantee of future returns. The future performance of investments cannot be deduced from the indicated previous market developments, i.e. the value of an investment may fall as well as rise. FORTUNA Investment AG cannot guarantee that the value of the capital invested will be maintained (or indeed rise) as a result of price fluctuations. Please read the relevant sales prospectus for further information on sales restrictions.