



FORTUNA
Investment

FORTUNA Investment Fund

Monthly Report

JANUARY 2018

Investment Goal

The investment objective of the **FORTUNA Investment Fund** is mainly to increase the fund assets and to distribute an appropriate return to the shareholders. The FORTUNA Investment Fund primarily invests in domestic and foreign equities and CHF bonds. Approximately two-thirds of the net fund assets are invested in bonds issued by borrowers with a very good credit rating (AAA/AA, Standard & Poor's). It strives for wide diversification of the equities.

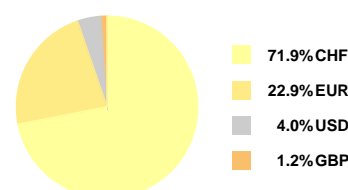
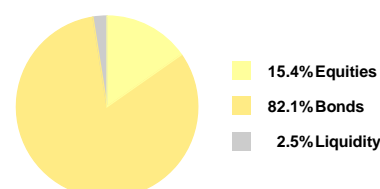
Customer service

Fondsadministration
Soodmattenstrasse 10
8134 Adliswil, Schweiz
Tel.: +41 58 472 53 05
e-mail: investment.ch@generali.com

Risk profile



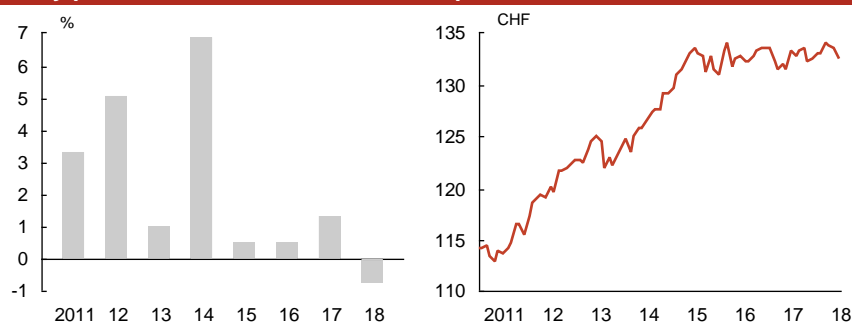
Asset types and Currencies



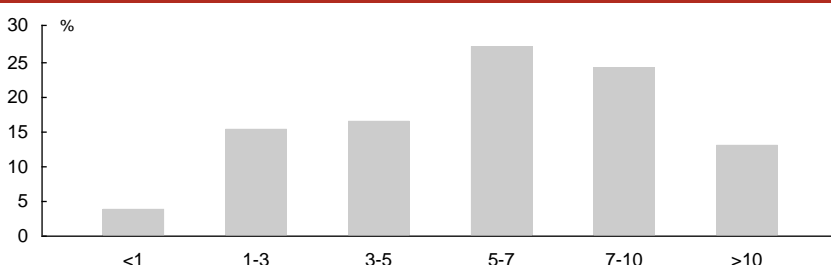
Fundfacts to 31.01.2018

Securities no. / ISIN	277264 / CH0002772645
Funds manager	Marco Campana / since 2000
Fund domicile	Switzerland
Fund management company	FORTUNA Investment Ltd., Adliswil
Main distributor	FORTUNA Investment Ltd., Adliswil
Currency of fund	CHF
Inception	26.06.1989
Accounting year ends	End march
Benchmark	customized Benchmark
Distribution	plowing back
Fund assets (in mn.)	CHF 110.79
Net asset value (NAV)	132.64
High last 52 weeks / Low last 52 weeks	134.38 / 131.55
Modified Duration (years)	6.06
Average remaining maturity (years)	6.24
Issuing commission	2.00%
Flat fee	1.00%
Total Expense Ratio (TER)	1.00%

Yearly performance in % / accumulated performance in CHF to 31.01.2018



Maturities (years)



Top holdings

White Fleet III Gl. Con. CH Stock	3.3%
DE Government Bonds 2027	3.2%
Kreditanstalt f. Wiederaufbau 2023	3.1%
CH Government Bonds 2026	3.0%
Liquidity incl. Futures	2.5%
LUX SICAV-Lyxor UCITS ETF S&P 500	2.4%
Bank Nederlandse Bonds 2023	2.3%
Kreditanstalt f. Wiederaufbau 2023	2.1%
DE Government Bonds 2026	2.0%
DE Government Bonds 2025	1.7%

Accumulated performance in %

	Fonds	Benchmark
31.12.2017	-0.8%	-0.9%
31.01.2017	0.9%	1.6%
31.01.2015	1.3%	4.5%
31.01.2013	10.1%	15.8%
31.01.2011	19.2%	29.4%

Notes

This document constitutes neither an offer nor a recommendation or an invitation from Fortuna Investment AG to buy or sell investment instruments, carry out transactions or conclude any legal act. Fortuna Investment AG is unable to guarantee (whether explicitly or implicitly) that the published information and opinions are accurate, complete and up to date. Historic performance data are no guarantee of future returns. The future performance of investments cannot be deduced from the indicated previous market developments, i.e. the value of an investment may fall as well as rise. Fortuna Investment AG cannot guarantee that the value of the capital invested will be maintained (or indeed rise) as a result of price fluctuations. Please read the relevant sales prospectus for further information on sales restrictions.

The simplified prospectus, the prospectus including fund contract and the annual and semi-annual reports may be obtained free of charge from the fund management company (FORTUNA Investment AG, Soodmattenstrasse 10, CH-8134 Adliswil), the paying agent and custodian bank (EFG Bank SA, Viale Stefano Franscini 8, CH-6900 Lugano) and www.fortunainvest.ch.

Financial glossary

Securities number:	The identification number applied in Switzerland to securities to facilitate their trading and transfer. This is known as the ISIN at the international level.
Benchmark:	An index which serves as a basis for comparing the performance of an investment fund. The benchmark specifies a comparable/reference portfolio against which the performance of the portfolio in question can be evaluated. Benchmark returns do not contain cost components.
Net asset value (NAV):	The net asset value of a share is equal to the net fund assets divided by the number of outstanding shares.
Modified duration:	This is a measure of interest rate sensitivity. The modified duration indicates the percentage change in a bond's price when the market interest rate changes by 1%. The percentage change of the bond is calculated by multiplying the modified duration by the percentage change in the interest rate. It is the ratio used by investors to assess all pricing opportunities and risks at a glance.
Average remaining maturity:	The bonds' average remaining life from the current date to maturity or early redemption, as the case may be. This figure indicates the term – shorter or longer – of the fund's investment.
Issuing commission:	The commission charged by the issuing fund company to the investor on the purchase of fund units.
Flat fee:	Calculable figure charged to the fund's assets arising from the fund's operations. This commission covers all expenses incurred in the purchasing, selling and safekeeping of securities as well as all sundry costs (for printing prospectuses and annual/semi-annual reports; auditing and publishing prices; fees charged by the supervisory authority; etc). The only costs not covered are those incurred in the purchasing and selling of securities through the fund manager.
Total expense ratio (TER):	This is a standard ratio making funds more directly comparable and gives information on the annual fees and expenses associated with an investment fund on top of the issuing commission.