



**FORTUNA**  
Investment

# FORTUNA Bond Fund CHF

## Monthly Report

SEPTEMBER 2017

### Investment Goal

The investment objective of the **FORTUNA Bond Fund CHF** is mainly to achieve long-term capital growth combined with an appropriate return by investing in high-quality bonds. Attention is paid to the principles of risk diversification, security of the capital invested and liquidity of the fund's assets. The fund therefore invests mainly in CHF bonds. Derivative financial instruments may be used primarily to hedge investment risks.

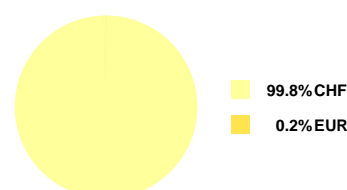
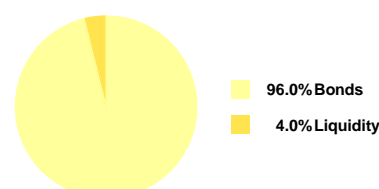
### Customer service

Fondsadministration  
Soodmattenstrasse 10  
8134 Adliswil, Schweiz  
Tel.: +41 58 472 53 05  
e-mail: investment.ch@generali.com

### Risk profile



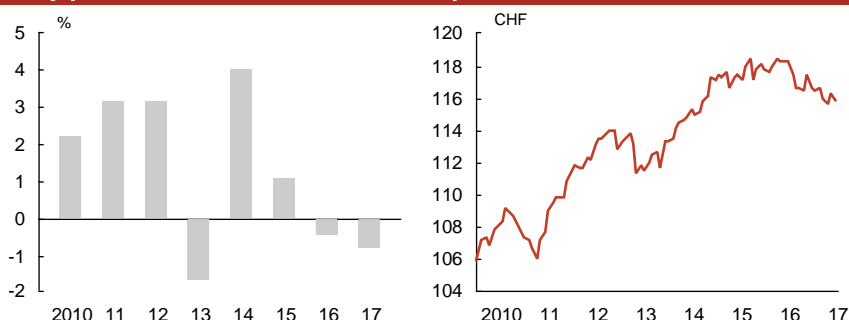
### Asset types and Currencies



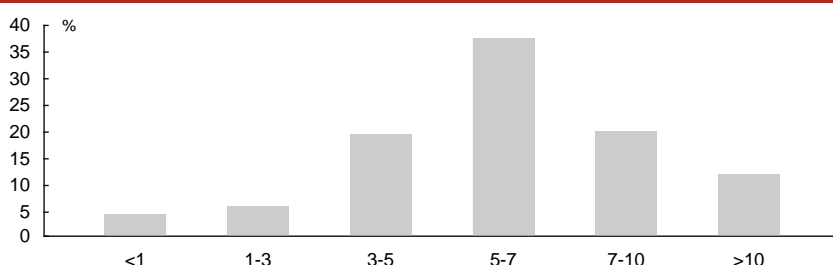
### Fundfacts to 30.09.2017

Securities no. / ISIN	1875663 / CH0018756632
Funds manager	Rita Crusius, FORTUNA Investment AG / since 2004
Fund domicile	Switzerland
Fund management company	FORTUNA Investment Ltd., Adliswil
Main distributor	FORTUNA Investment Ltd., Adliswil
Currency of fund	CHF
Inception	01.07.2004
Accounting year ends	End march
Benchmark	customized Benchmark
Distribution	plowing back
Fund assets (in mn.)	CHF 426.37
Net asset value (NAV)	115.74
High last 52 weeks / Low last 52 weeks	118.27 / 115.63
Modified Duration (years)	5.46
Average remaining maturity (years)	n.a.
Issuing commission	2.00%
Flat fee	1.00%
Total Expense Ratio (TER)	1.00%

### Yearly performance in % / accumulated performance in CHF to 30.09.2017



### Maturities (years)



### Top holdings

Liquidity incl. Futures	8.3%
Kt. BL Government Bonds 2024	2.4%
CH Government Bonds 2024	1.7%
CH Government Bonds 2025	1.3%
Corp. Andina de Fomento 2024	1.3%
Kt. BE Government Bonds 2028	1.3%
Province of Quebec 2024	1.3%
Deutsche Bahn Finance 2023	1.3%
Kt. GE Government Bonds 2023	1.3%
Pfandbriefzentr. CH KB 2021	1.3%

### Accumulated performance in %

	Fonds	Benchmark
31.12.2016	-0.8%	-0.1%
30.09.2016	-2.1%	-1.3%
30.09.2014	0.8%	3.6%
30.09.2012	2.6%	7.6%
30.09.2010	7.7%	16.1%

## Notes

This document constitutes neither an offer nor a recommendation or an invitation from FORTUNA Investment AG to buy or sell investment instruments, carry out transactions or conclude any legal act. FORTUNA Investment AG is unable to guarantee (whether explicitly or implicitly) that the published information and opinions are accurate, complete and up to date. Historic performance data are no guarantee of future returns. The future performance of investments cannot be deduced from the indicated previous market developments, i.e. the value of an investment may fall as well as rise. FORTUNA Investment AG cannot guarantee that the value of the capital invested will be maintained (or indeed rise) as a result of price fluctuations. Please read the relevant sales prospectus for further information on sales restrictions.

The simplified prospectus, the prospectus including fund contract and the annual and semi-annual reports may be obtained free of charge from the fund management company (FORTUNA Investment AG, Soodmattenstrasse 10, CH-8134 Adliswil), the paying agent and custodian bank (EFG Bank SA, Viale Stefano Franscini 8, CH-6900 Lugano) and [www.fortunainvest.ch](http://www.fortunainvest.ch).

The Swiss Financial Market Supervisory Authority FINMA has given Fortuna Investment AG its approval for the FORTUNA Bond Fund CHF to invest up to 100% of the fund assets in securities or money market instruments from the same issuer, if it is issued by or guaranteed by a country or a body under public law within the OECD or an international institution of a public law nature of which Switzerland or a member state of the European Union is a member (Art. 83 Para. 2 (c) CISO).

## Financial glossary

<b>Securities number:</b>	The identification number applied in Switzerland to securities to facilitate their trading and transfer. This is known as the ISIN at the international level.
<b>Benchmark:</b>	An index which serves as a basis for comparing the performance of an investment fund. The benchmark specifies a comparable/reference portfolio against which the performance of the portfolio in question can be evaluated. Benchmark returns do not contain cost components.
<b>Net asset value (NAV):</b>	The net asset value of a share is equal to the net fund assets divided by the number of outstanding shares.
<b>Modified duration:</b>	This is a measure of interest rate sensitivity. The modified duration indicates the percentage change in a bond's price when the market interest rate changes by 1%. The percentage change of the bond is calculated by multiplying the modified duration by the percentage change in the interest rate. It is the ratio used by investors to assess all pricing opportunities and risks at a glance.
<b>Average remaining maturity:</b>	The bonds' average remaining life from the current date to maturity or early redemption, as the case may be. This figure indicates the term – shorter or longer – of the fund's investment.
<b>Issuing commission:</b>	The commission charged by the issuing fund company to the investor on the purchase of fund units.
<b>Flat fee:</b>	Calculable figure charged to the fund's assets arising from the fund's operations. This commission covers all expenses incurred in the purchasing, selling and safekeeping of securities as well as all sundry costs (for printing prospectuses and annual/semi-annual reports; auditing and publishing prices; fees charged by the supervisory authority; etc). The only costs not covered are those incurred in the purchasing and selling of securities through the fund manager.
<b>Total expense ratio (TER):</b>	This is a standard ratio making funds more directly comparable and gives information on the annual fees and expenses associated with an investment fund on top of the issuing commission.