

Monthly Report – December 2019

Fund description

FORTUNA Bond Fund CHF is an investment fund under Swiss law in the «Securities fund» category, and it is **security-oriented**. The investment goal is primarily long-term capital growth and stable results.

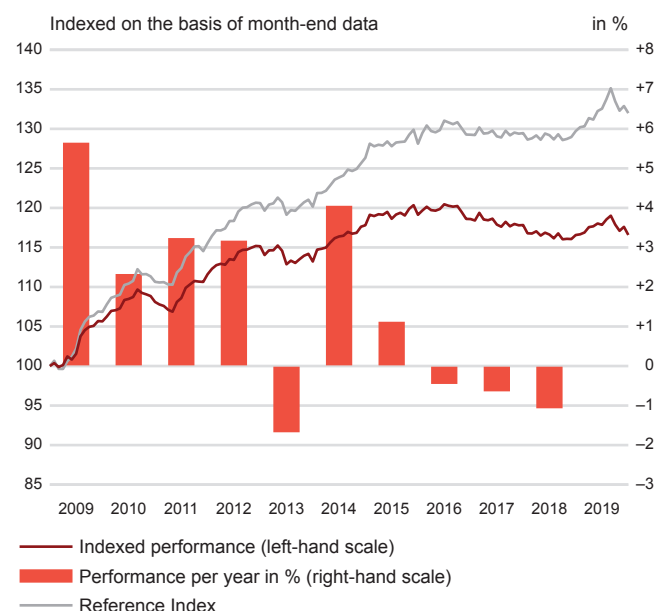
The fund invests a minimum of 67% of its assets in bonds in Swiss francs with good to very good debtor quality.

This fund is suitable for investors who would like to invest in a varied bond portfolio in the medium to long-term segment.

Fund Facts

Name of fund	FORTUNA Bond Fund CHF
Funds manager	Fortuna Investment AG Rita Crusius / since 2004
Domicile of fund	Switzerland
Fund management	Fortuna Investment AG, Adliswil
Custodian bank	UBS Switzerland AG
Currency of fund	CHF
ISIN	CH0018756632
Securities no.	1 875 663
Bloomberg	FORBDCH SW
Issuing commission	2.00%
Launch date	01 July 2004
Accounting year ends	31 March
Issue/redemption	daily
Reference Index	Customized Benchmark
Distribution	plowing back

Performance in CHF¹



in %	2015	2016	2017	2018	Dec. 2019
Fund (CHF)	1.12	-0.45	-0.64	-1.07	-0.87
Ref. Index ²	1.41	0.88	0.16	0.20	-0.67

¹ These figures refer to the past. Past performance is not a reliable indicator of future results. The performance shown does not take account of any commissions and costs charged when subscribing to and redeeming units. Source for all data and charts (if not indicated otherwise): UBS Asset Management

² Reference Index in currency of share class (without costs)

Fund assets (in mn.)	261.58
Net asset value (CHF, 31.12.2019)	114.64
Last 12 months (CHF)	– high 117.51 – low 114.49
Modified Duration (years)	5.86
Average remaining maturity (years)	n.a.
Flat fee	1.00%
Total expense ratio (TER) p.a.	1.00% ¹

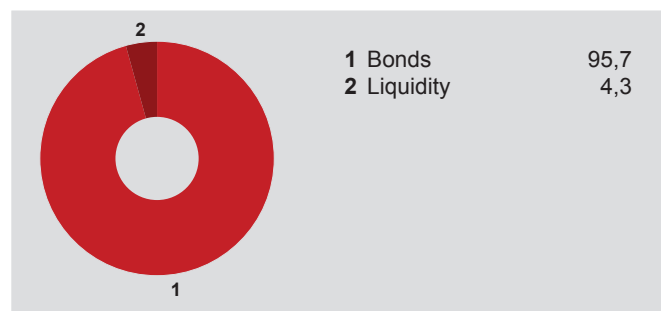
¹ as at 30.09.2019

Customer service


Fund Administration
 Soodmattenstrasse 10
 8134 Adliswil, Switzerland
 Phone: +41 58 472 53 06
 E-mail: investment.ch@generali.com
 Internet: www.fortunainvest.ch

Monthly Report – December 2019

Investment instrument exposure (%)



Currency exposure (%)



10 largest positions (%)

Kt. BL Government Bonds 2028	4.0
Corp. Andina de Fomento 2024	2.1
Province of Quebec 2024	2.1
Nestlé Holdings 2027	2.0
Korea Expressway Corp. 2024	1.9

Export-Import Bank of Korea 2025	1.9
Credit Agricole Home Loan 2026	1.9
National Australia Bank Ltd. 2024	1.7
Comp. de Financement Foncier 2024	1.7
BL Kantonalbank 2028	1.6

Performance in CHF¹

in %	2019 YTD ²	LTD ³	1 year	2 years	3 years	4 years	5 years	10 years
Fund (CHF)	0.01	25.30	0.01	-1.06	-1.69	-2.14	-1.04	10.35
Ref. Index ⁴	1.76	n.a.	1.76	1.95	2.12	3.02	4.47	23.53

¹ These figures refer to the past. Past performance is not a reliable indicator of future results. The performance shown does not take account of any commissions and costs charged when subscribing to and redeeming units. Source for all data and charts (if not indicated otherwise): UBS Asset Management

² YTD: year-to-date (since beginning of the year)

³ LTD: launch-to-date

⁴ Reference Index in currency of share class (without costs)

This document constitutes neither an offer nor a recommendation or an invitation from FORTUNA Investment AG to buy or sell investment instruments, carry out transactions or conclude any legal act. FORTUNA Investment AG is unable to guarantee (whether explicitly or implicitly) that the published information and opinions are accurate, complete and up to date. Historic performance data are no guarantee of future returns. The future performance of investments cannot be deduced from the indicated previous market developments, i.e. the value of an investment may fall as well as rise. FORTUNA Investment AG cannot guarantee that the value of the capital invested will be maintained (or indeed rise) as a result of price fluctuations. Please read the relevant sales prospectus for further information on sales restrictions.