

FORTUNA Equity Fund Switzerland A



FORTUNA
Investment

Monthly Report – October 2019

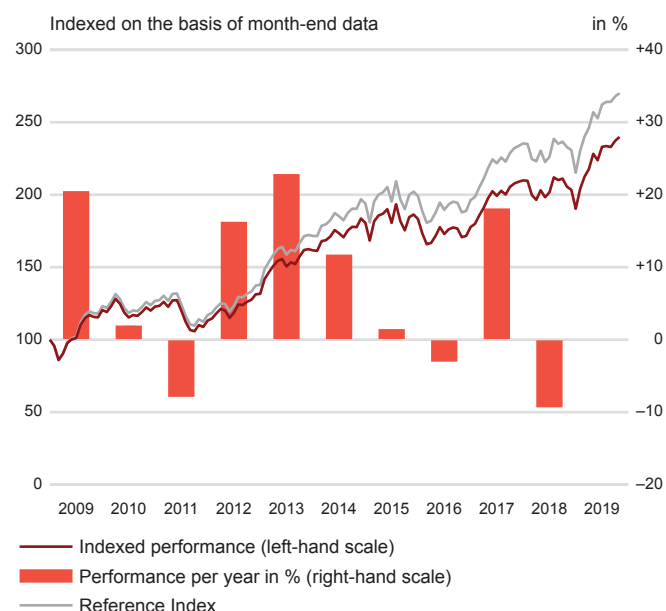
Fund description

FORTUNA Equity Fund Switzerland A is an investment fund under Swiss law in the «Other funds for traditional investments» category, and it is **risk-oriented**. The investment goal is primarily to generate the highest possible growth in value.

The fund invests a minimum of 80% of its assets in companies based in Switzerland.

This fund is suitable for investors who would like to invest in the Swiss equity market and understand the risks of equity investment.

Performance in CHF¹



Fund Facts

Name of fund	FORTUNA Equity Fund Switzerland
Class	A
Funds manager	Fortuna Investment AG Rita Crusius / since May 2019
Domicile of fund	Switzerland
Fund management	Fortuna Investment AG, Adliswil
Custodian bank	UBS Switzerland AG
Currency of fund	CHF
ISIN	CH0011553598
Securities no.	1 155 359
Bloomberg	FOREQSW SW
Issuing commission	2.00%
Launch date	01 February 2001
Accounting year ends	31 March
Issue/redemption	daily
Reference Index	SPI (Swiss Performance Index)
Distribution	plowing back

in %	2015	2016	2017	2018	Oct. 2019
Fund (CHF)	1.46	-3.03	18.12	-9.34	1.15
Ref. Index ²	2.68	-1.41	19.92	-8.57	0.85

¹ These figures refer to the past. Past performance is not a reliable indicator of future results. The performance shown does not take account of any commissions and costs charged when subscribing to and redeeming units. Source for all data and charts (if not indicated otherwise): UBS Asset Management

² Reference Index in currency of share class (without costs)

Fund assets (in mn.)	90.61
Net asset value (CHF, 31.10.2019)	326.92
Last 12 months (CHF)	– high 328.09 – low 254.13
Modified Duration (years)	n.a.
Average remaining maturity (years)	n.a.
Flat fee	1.00%
Total expense ratio (TER) p.a.	1.00% ¹

¹ as at 30.09.2019

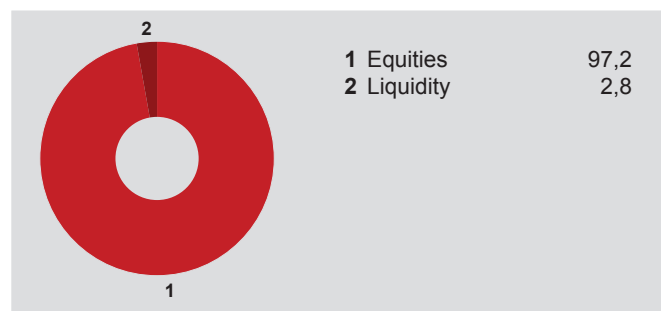
Customer service

Fund Administration
Soodmattenstrasse 10
8134 Adliswil, Switzerland
Phone: +41 58 472 53 06
E-mail: investment.ch@generali.com
Internet: www.fortunainvest.ch


Fortuna Investment AG, Adliswil

Monthly Report – October 2019

Investment instrument exposure (%)



Currency exposure (%)



10 largest positions (%)

Nestlé	20.9
Roche Holding AG	16.4
Novartis AG	15.4
UBS Group	3.9
LafargeHolcim	3.0

Richemont	2.8
ABB Ltd.	2.7
Swiss Re	2.1
Temenos	2.0
Straumann	1.9

Performance in CHF¹

in %	2019 YTD ²	LTD ³	1 year	2 years	3 years	4 years	5 years	10 years
Fund (CHF)	26.07	179.95	16.72	15.46	40.53	29.98	35.07	107.33
Ref. Index ⁴	25.50	123.73	16.00	16.34	43.81	35.08	41.94	128.35

¹ These figures refer to the past. Past performance is not a reliable indicator of future results. The performance shown does not take account of any commissions and costs charged when subscribing to and redeeming units. Source for all data and charts (if not indicated otherwise): UBS Asset Management

² YTD: year-to-date (since beginning of the year)

³ LTD: launch-to-date

⁴ Reference Index in currency of share class (without costs)