

# FORTUNA Multi INDEX 40



**FORTUNA**  
Investment

## Monthly Report – May 2020

### Fund description

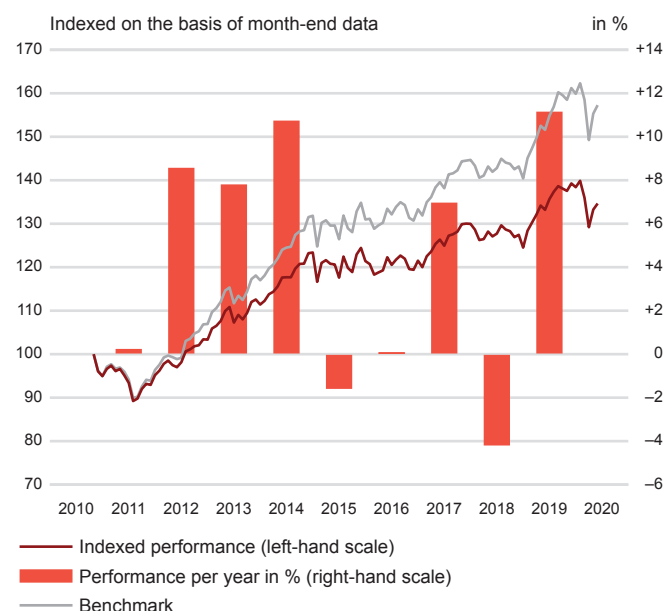
**FORTUNA Multi INDEX 40** is an investment fund under Swiss law in the «Other funds for traditional investments» category, and it is **growth-oriented**. The investment goal is primarily to increase the fund's assets and produce stable results.

The fund invests a minimum of 51% of its assets in other collective investment schemes (target funds). The remaining 49% may be invested in equities and bonds, the equity portion must not exceed 50%.

The fund management company must also follow the investment rules in the Swiss Federal Law on Occupational Retirement, Survivors' and Disability Pension Plans (BVV2).

This fund is suitable for investors with higher return expectations who can accept the risk of greater changes in prices.

### Performance in CHF<sup>1</sup>



### Fund Facts

Name of fund	FORTUNA Multi INDEX 40
Funds manager	Fortuna Investment AG Andreas Resch / since 2018
Domicile of fund	Switzerland
Fund management	Fortuna Investment AG, Adliswil
Custodian bank	UBS Switzerland AG
Currency of fund	CHF
ISIN	CH0109560422
Securities no.	10 956 042
Bloomberg	FORMI40 SW
Issuing commission	2.00%
Launch date	01 October 2010
Accounting year ends	31 March
Issue/redemption	daily
Benchmark	Customized Benchmark
Distribution	plowing back

in %	2016	2017	2018	2019	May 2020
Fund (CHF)	0.07	6.97	-4.20	11.15	1.05
Ref. Index <sup>2</sup>	1.78	8.53	-2.95	13.86	1.26

<sup>1</sup> These figures refer to the past. Past performance is not a reliable indicator of future results. The performance shown does not take account of any commissions and costs charged when subscribing to and redeeming units. Source for all data and charts (if not indicated otherwise): UBS Asset Management

<sup>2</sup> Reference Index in currency of share class (without costs)

Fund assets (in mn.)	136.13
Net asset value (CHF, 29.05.2020)	130.69
Last 12 months (CHF)	– high 138.57 – low 118.48
Modified Duration (years)	5.11
Average remaining maturity (years)	n.a.
Flat fee	1.00%
Total expense ratio (TER) p.a.	1.10% <sup>1</sup>

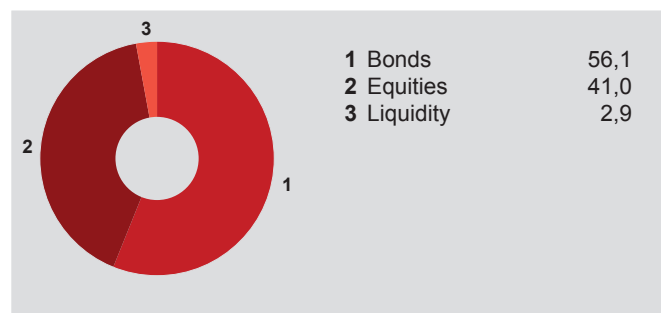
<sup>1</sup> as at 30.09.2019

### Customer service


Fund Administration  
Soodmattenstrasse 10  
8134 Adliswil, Switzerland  
Phone: +41 58 472 53 06  
E-mail: [investment.ch@generali.com](mailto:investment.ch@generali.com)  
Internet: [www.fortunainvest.ch](http://www.fortunainvest.ch)

## Monthly Report – May 2020

### Investment instrument exposure (%)



### Currency exposure (%)



### 10 largest positions (%)

UBS ETF SMI	14.9
ISHARES Dom. Gov. Bonds 7-15 Y	12.2
INVECO EURO STOXX 50	10.8
INVECO S&P 500	10.3
ISHARES BARCLAYS 7-10 Y	6.9

CH Government Bonds 2030	5.7
LYXOR UCITS EFT EURO 7-10Y	5.6
CH Government Bonds 2029	5.5
CH Government Bonds 2028	5.2
CH Government Bonds 2027	5.2

### Performance in CHF<sup>1</sup>

in %	2020 YTD <sup>2</sup>	LTD <sup>3</sup>	1 year	2 years	3 years	4 years	5 years	10 years
Fund (CHF)	-2.71	37.06	1.09	5.95	6.57	10.11	11.62	n.a.
Ref. Index <sup>4</sup>	-1.63	60.20	3.75	10.80	12.68	17.85	21.36	n.a.

<sup>1</sup> These figures refer to the past. Past performance is not a reliable indicator of future results. The performance shown does not take account of any commissions and costs charged when subscribing to and redeeming units. Source for all data and charts (if not indicated otherwise): UBS Asset Management

<sup>2</sup> YTD: year-to-date (since beginning of the year)

<sup>3</sup> LTD: launch-to-date

<sup>4</sup> Reference Index in currency of share class (without costs)

**For marketing and information purposes.** This document constitutes neither an offer nor a recommendation or an invitation from FORTUNA Investment AG to buy or sell investment instruments, carry out transactions or conclude any legal act. FORTUNA Investment AG is unable to guarantee (whether explicitly or implicitly) that the published information and opinions are accurate, complete and up to date. Historic performance data are no guarantee of future returns. The future performance of investments cannot be deduced from the indicated previous market developments, i.e. the value of an investment may fall as well as rise. FORTUNA Investment AG cannot guarantee that the value of the capital invested will be maintained (or indeed rise) as a result of price fluctuations. Please read the relevant sales prospectus for further information on sales restrictions.