

Monthly Report – June 2019

Fund description

FORTUNA INVEST – Risk Control 1 is an investment fund under Swiss law in the «Other funds for traditional investments» category, and it is a **balanced investment form**. The investment goal is primarily to produce optimum total returns.

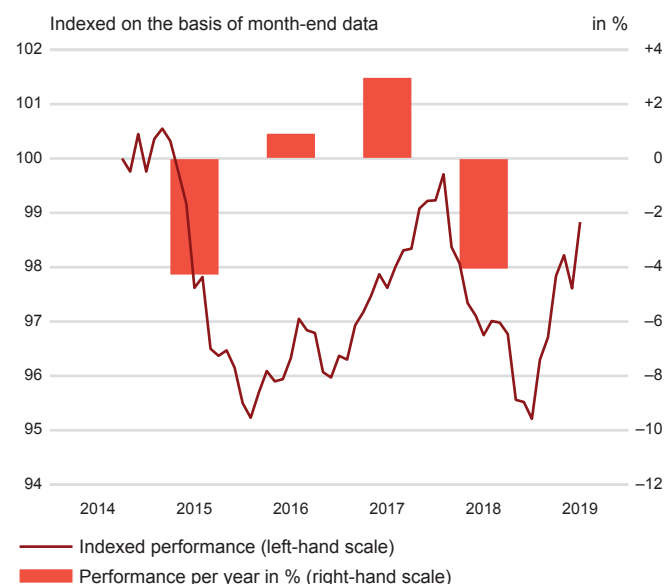
The sub-fund's investments are actively managed. The aim is to achieve the greatest possible return in CHF within a specific risk level. The fund invests mainly in equities and similar securities and other investments permitted under the fund contract.

The aim of the fund is to benefit from rising markets and control risk. The fund can place up to 100% in defensive investments to adapt to changes in the markets.

Fund Facts

Name of fund	FORTUNA INVEST – Risk Control 1
Funds manager	Pictet since 1.9.2014
Domicile of fund	Switzerland
Fund management	Fortuna Investment AG, Adliswil
Custodian bank	UBS Switzerland AG
Currency of fund	CHF
ISIN	CH0237262859
Securities no.	23 726 285
Bloomberg	FORSKCH SW
Issuing commission	2.00%
Launch date	01 September 2014
Accounting year ends	31 March
Issue/redemption	daily
Reference Index	none
Distribution	plowing back

Performance in CHF¹



in %	2015	2016	2017	2018	Jun. 2019
Fund (CHF)	-4.27	0.90	2.98	-4.05	1.25

¹ These figures refer to the past. Past performance is not a reliable indicator of future results. The performance shown does not take account of any commissions and costs charged when subscribing to and redeeming units. Source for all data and charts (if not indicated otherwise): UBS Asset Management

Fund assets (in mn.)	498.95
Net asset value (CHF, 28.06.2019)	98.14
Last 12 months (CHF)	– high 98.20 – low 94.26
Modified Duration (years)	2.94
Average remaining maturity (years)	1.48
Flat fee	1.00%
Total expense ratio (TER) p.a.	1.03% ¹

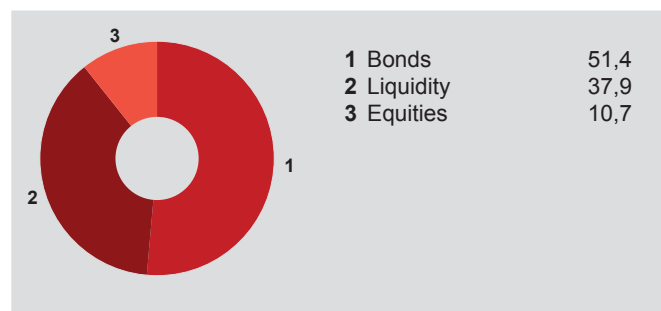
¹ as at 30.09.2018

Customer service

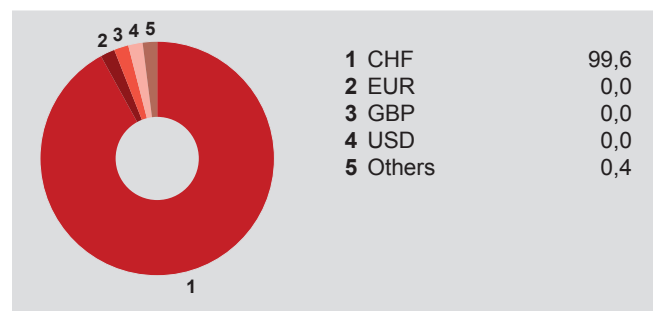
Fund Administration
Soodmattenstrasse 10
8134 Adliswil, Switzerland
Phone: +41 58 472 53 06
E-mail: investment.ch@generali.com
Internet: www.fortunainvest.ch

Monthly Report – June 2019

Investment instrument exposure (%)



Currency exposure (%)



10 largest positions (%)

Liquidity incl. Future	37.9
EURO-OAT Future 2019	14.3
US 2yr Note	12.0
Goldman Sachs CDX S32	10.6
US 5yr Note	10.0

JP Morgan ITRX Europe 2024	9.8
US-Ultra Long Bond Future	4.5
EURO-Bund Future 2019	4.1
Mini MSCI EM Future	3.7
US 10yr Note	3.5

Performance in CHF¹

in %	2019 YTD ²	LTD ³	1 year	2 years	3 years	4 years	5 years	10 years
Fund (CHF)	3.80	-1.12	2.14	1.24	2.60	1.23	n.a.	n.a.

¹ These figures refer to the past. Past performance is not a reliable indicator of future results. The performance shown does not take account of any commissions and costs charged when subscribing to and redeeming units. Source for all data and charts (if not indicated otherwise): UBS Asset Management

² YTD: year-to-date (since beginning of the year)

³ LTD: launch-to-date