

Monthly Report – December 2019

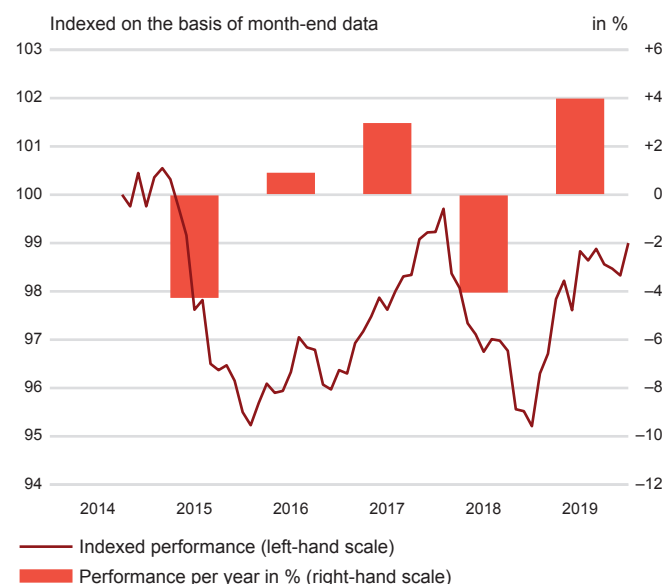
Fund description

FORTUNA INVEST – Risk Control 1 is an investment fund under Swiss law in the «Other funds for traditional investments» category, and it is a **balanced investment form**. The investment goal is primarily to produce optimum total returns.

The sub-fund's investments are actively managed. The aim is to achieve the greatest possible return in CHF within a specific risk level. The fund invests mainly in equities and similar securities and other investments permitted under the fund contract.

The aim of the fund is to benefit from rising markets and control risk. The fund can place up to 100% in defensive investments to adapt to changes in the markets.

Performance in CHF¹



Fund Facts

Name of fund	FORTUNA INVEST – Risk Control 1
Funds manager	Pictet since 1.9.2014
Domicile of fund	Switzerland
Fund management	Fortuna Investment AG, Adliswil
Custodian bank	UBS Switzerland AG
Currency of fund	CHF
ISIN	CH0237262859
Securities no.	23 726 285
Bloomberg	FORSKCH SW
Issuing commission	2.00%
Launch date	01 September 2014
Accounting year ends	31 March
Issue/redemption	daily
Reference Index	none
Distribution	plowing back

in %	2015	2016	2017	2018	Dec. 2019
Fund (CHF)	-4.27	0.90	2.98	-4.05	0.68

¹ These figures refer to the past. Past performance is not a reliable indicator of future results. The performance shown does not take account of any commissions and costs charged when subscribing to and redeeming units. Source for all data and charts (if not indicated otherwise): UBS Asset Management

Fund assets (in mn.)	510.64
Net asset value (CHF, 31.12.2019)	98.31
Last 12 months (CHF)	– high 98.59 – low 94.54
Modified Duration (years)	1.18
Average remaining maturity (years)	1.56
Flat fee	1.00%
Total expense ratio (TER) p.a.	1.08% ¹

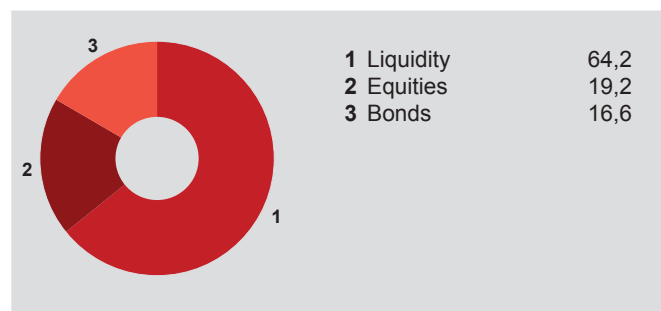
¹ as at 30.09.2019

Customer service

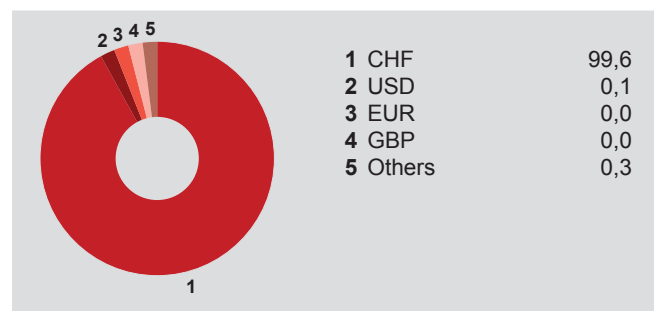
Fund Administration
Soodmattenstrasse 10
8134 Adliswil, Switzerland
Phone: +41 58 472 53 06
E-mail: investment.ch@generali.com
Internet: www.fortunainvest.ch

Monthly Report – December 2019

Investment instrument exposure (%)



Currency exposure (%)



10 largest positions (%)

JP MORGAN ITRX Europe S33 2024	11.2
MINI MSCI EM INDEX FUTURE 03.2020	10.3
JP MORGAN ITRX Europe S32 2024	9.6
GOLDMAN SACHS CDX 2024	5.2
US 2YR NOTE 03.2020	4.2

EURO-OAT FUTURE 03.2020	4.1
US 5YR NOTE 03.2020	3.4
US ULTRA LONG BOND FUTURE 03.2020	1.5
US 10YR NOTE 03.2020	1.2
EURO-BUND FUTURE 03.2020	1.2

Performance in CHF¹

in %	2019 YTD ²	LTD ³	1 year	2 years	3 years	4 years	5 years	10 years
Fund (CHF)	3.98	-0.95	3.98	-0.24	2.73	3.66	-0.76	n.a.

¹ These figures refer to the past. Past performance is not a reliable indicator of future results. The performance shown does not take account of any commissions and costs charged when subscribing to and redeeming units. Source for all data and charts (if not indicated otherwise): UBS Asset Management

² YTD: year-to-date (since beginning of the year)

³ LTD: launch-to-date