

FORTUNA INVEST – Risk Control 5



FORTUNA
Investment

Monthly Report – March 2020

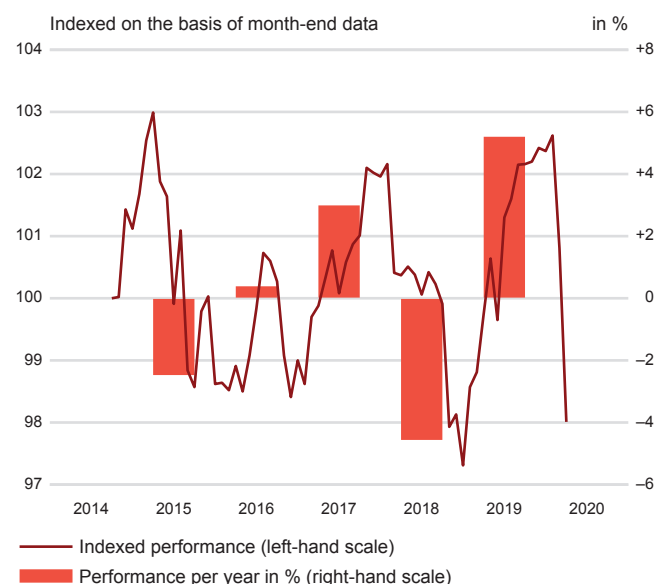
Fund description

FORTUNA INVEST – Risk Control 5 is an investment fund under Swiss law in the «Other funds for traditional investments» category, and it is **growth-oriented**. The investment goal is primarily to produce optimum total returns.

The sub-fund's investments are actively managed. The aim is to achieve the greatest possible return in CHF within a specific risk level. The fund invests mainly in equities and similar securities and other investments permitted under the fund contract.

The aim of the fund is to benefit from rising markets and control risk. The fund can place up to 100% in defensive investments to adapt to changes in the markets.

Performance in CHF¹



Fund Facts

Name of fund	FORTUNA INVEST – Risk Control 5
Funds manager	Schroders since 1.9.2014
Domicile of fund	Switzerland
Fund management	Fortuna Investment AG, Adliswil
Custodian bank	UBS Switzerland AG
Currency of fund	CHF
ISIN	CH0237262933
Securities no.	23 726 293
Bloomberg	FORRSK5 SW
Issuing commission	2.00%
Launch date	01 September 2014
Accounting year ends	31 March
Issue/redemption	daily
Benchmark	none
Distribution	plowing back

in %	2016	2017	2018	2019	Mar. 2020
Fund (CHF)	0.38	2.99	-4.56	5.20	-2.78

¹ These figures refer to the past. Past performance is not a reliable indicator of future results. The performance shown does not take account of any commissions and costs charged when subscribing to and redeeming units. Source for all data and charts (if not indicated otherwise): UBS Asset Management

Fund assets (in mn.)	1 480.43
Net asset value (CHF, 31.03.2020)	97.62
Last 12 months (CHF)	– high 103.13 – low 96.47
Modified Duration (years)	2.00
Average remaining maturity (years)	1.95
Flat fee	1.00%
Total expense ratio (TER) p.a.	1.01% ¹

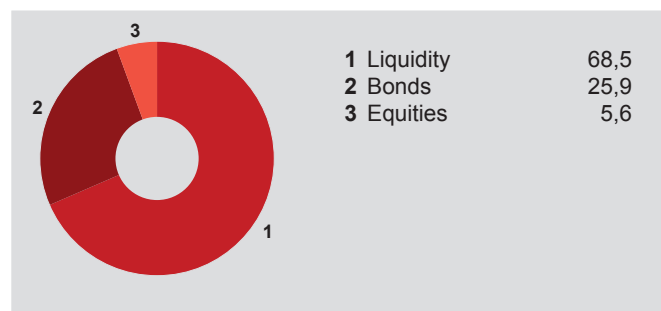
¹ as at 30.09.2019

Customer service


Fund Administration
Soodmattenstrasse 10
8134 Adliswil, Switzerland
Phone: +41 58 472 53 06
E-mail: investment.ch@generali.com
Internet: www.fortunainvest.ch

Monthly Report – March 2020

Investment instrument exposure (%)



Currency exposure (%)



10 largest positions (%)

ITALY GOVERNMENT FUTURE 11.2025	3.0
US Government Bonds 01.2026	2.9
CH Government Bonds 2028	2.0
S&P500 EMINI FUTURE 06.2020	1.7
US 10YR TREASURY FUTURE 06.2020	1.5

CH Government Bonds 2024	1.5
EURO-STOXX 50 FUTURE 06.2020	0.9
US Government Bonds 2044	0.9
MINI MSCI EM INDEX FUTURE 06.2020	0.8
US Government Bonds 2025	0.8

Performance in CHF¹

in %	2020 YTD ²	LTD ³	1 year	2 years	3 years	4 years	5 years	10 years
Fund (CHF)	-4.26	-2.38	-1.74	-2.35	-1.87	-0.90	-4.84	n.a.

¹ These figures refer to the past. Past performance is not a reliable indicator of future results. The performance shown does not take account of any commissions and costs charged when subscribing to and redeeming units. Source for all data and charts (if not indicated otherwise): UBS Asset Management

² YTD: year-to-date (since beginning of the year)

³ LTD: launch-to-date

For marketing and information purposes. This document constitutes neither an offer nor a recommendation or an invitation from FORTUNA Investment AG to buy or sell investment instruments, carry out transactions or conclude any legal act. FORTUNA Investment AG is unable to guarantee (whether explicitly or implicitly) that the published information and opinions are accurate, complete and up to date. Historic performance data are no guarantee of future returns. The future performance of investments cannot be deduced from the indicated previous market developments, i.e. the value of an investment may fall as well as rise. FORTUNA Investment AG cannot guarantee that the value of the capital invested will be maintained (or indeed rise) as a result of price fluctuations. Please read the relevant sales prospectus for further information on sales restrictions.