

MULTI INDEX 50

Investment plans Switzerland, Plan No. 222

Quarterly Report, 01.07.2019

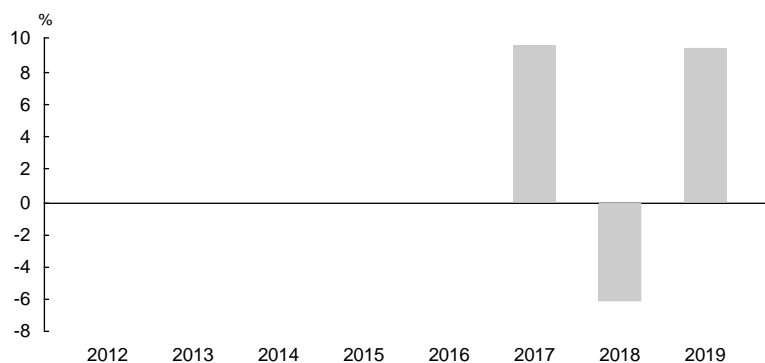
Investment Goal

When selecting funds, markets of interest are tapped worldwide so as to ensure broad diversification across various countries, currencies and levels of economic development. With an equity component of 50%, the investment approach is balanced. The objective of this strategy is to grow assets significantly over the long term while accepting an elevated level of risk.

Investment Plan informations

Plan number	222
Inception	01.12.2016
Strategy	DYNAMIC
Currency	CHF
Average management fee	0.29%
Issuing commission	2.00%
Average Total Expense Ratio (TER)	0.31%
Customer service	+41 58 472 44 44
Homepage	www.generali.ch

Yearly performance in %

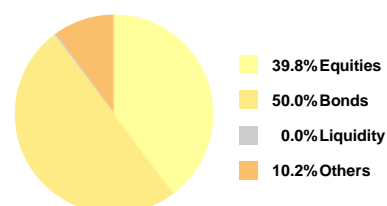


Performance to 01.07.2019

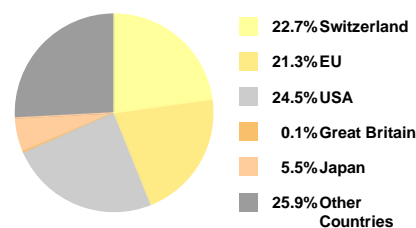
Year to Date (YTD)	9.5%	1 year	4.5%
3 years	n.a.	Ø 3 years	n.a.
5 years	n.a.	Ø 5 years	n.a.
7 years	n.a.	Ø 7 years	n.a.
Since inception (01.12.2016)	14.2%	Ø since inception	5.3% p.a.

Asset Allocation

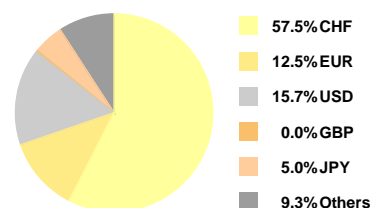
Asset Classes



Country Allocation



Currency Allocation



Composition

Name of fund	Unit	CH-Valor	ISIN	Currency	Volume (Mn CHF)	Ratings/Rankings
iShares ETF (CH) - iShares Swiss Dom Gov Bond 7-15 ETF (CH)	10%	1699986	CH0016999861	CHF	164.0	Morningstar: **
iShares J. P. Morgan \$ EM Bond CHF Hdg	10%	22138623	IE00B9M04V95	CHF	150.8	
iShares Gbl Hi Yld Corp Bd CHF Hdgd	10%	22134231	IE00B988C465	CHF	215.0	Morningstar: ****
iShares \$ Treasury Bond 7-10yr Acc	10%	10200800	IE00B3VWN518	USD	238.9	Morningstar: ***
iShares Core Euro Government Bond	10%	10127508	IE00B4WXJJ64	EUR	1'935.2	Morningstar: ****
iShares Core MSCI Pacific ex Japan	5%	10737120	IE00B52MJY50	USD	1'881.3	Morningstar: ****
iShares Core MSCI Emerging Markets IMI	5%	24209517	IE00BKM4GZ66	USD	12'816.6	Morningstar: ***
db x-trackers MSCI EMU (DR) 3C	5%	28626998	LU1215828218	CHF	2'288.8	
iShares MSCI World CHF Hedged	5%	19328350	IE00B8BVCK12	CHF	616.0	
ZKB Gold ETF AAH CHF	5%	13910160	CH0139101601	CHF	1'090.0	
UBS ETF (CH) SMI® A dis	5%	1714271	CH0017142719	CHF	1'775.0	Morningstar: ***
UBS ETF CMCI Composite SF CHF A acc	5%	11926029	IE00B58FQX63	CHF	1'068.1	
UBS ETF MSCI Japan H CHF A acc	5%	21967496	LU0950672120	CHF	79.3	
Vanguard S&P 500 ETF	5%	18575508	IE00B3XXRP09	USD	22'070.4	Morningstar: ****
UBS ETF (CH) SPI® Mid A dis	2.5%	13059512	CH0130595124	CHF	154.6	Morningstar: ****
UBS ETF (LU) MSCI EMU Small Cap UCITS ETF (EUR) A-dis	2.5%	13711559	LU0671493277	EUR	111.5	

This product flyer and the figures and explanations contained therein are for general information purposes only and do not contain an individual recommendation nor personal investment advice. To establish your specific investment requirements and preferred levels of risk, we advise you to consult your advisor.

The performance is calculated on the basis on a unit-linked insurance financed through a single premium payment. Regular premiums result in other performance figures because of the different timing of the investment. Historic performance data are furthermore no guarantee of future returns. The future performance of investments cannot be deduced from previous market development, i.e. the value of an investment may fall as well as rise. The prices used to calculate performance correspond to the inventory values published by the fund management companies at the beginning of the month, plus or less any commissions.

Generali Insurances of Persons Ltd. is unable to guarantee (explicitly nor implicitly) that the published information and opinions are accurate, complete and up to date. Only the sales prospectuses for the individual funds and the General Policy Conditions are binding.