



GROWTH - PLAN A

Investment plans Switzerland, Plan No. 938

Quarterly Report, 01.01.2021

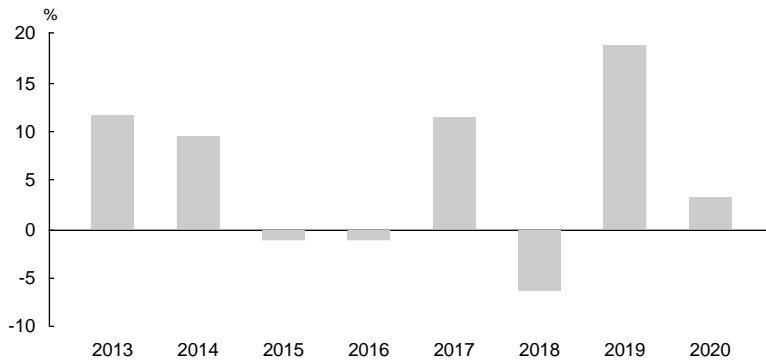
Investment Goal

The investment is primarily made in Swiss francs and Euros, which are hard currencies. A diverse international spread minimises country risk. The relatively high proportion of equities makes the investment plan particularly suitable for longer investment horizons. As the performance goal is prioritised, the possibility of certain value fluctuations is accepted. While there is a heavy weighting towards fixed-interest securities, a small proportion of units is also held in mortgage and fixed deposit securities.

Investment Plan informations

Plan number	938
Inception	01.05.1991
Strategy	GROWTH
Currency	CHF
Average management fee	0.93%
Issuing commission	2.00%
Average Total Expense Ratio (TER)	0.95%
Customer service	+41 58 472 44 44
Homepage	www.generali.ch

Yearly performance in %

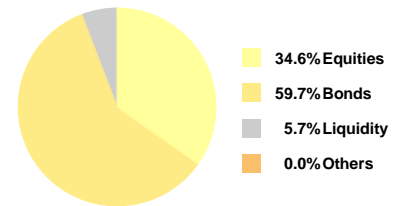


Performance to 01.01.2021

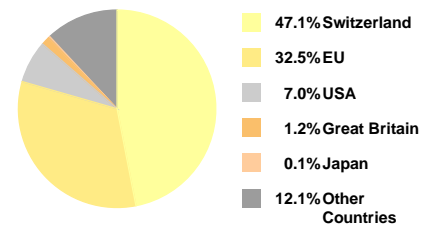
Year to Date (YTD)	3.3%	1 year	3.3%
3 years	15.1%	Ø 3 years	4.8% p.a.
5 years	26.8%	Ø 5 years	4.9% p.a.
7 years	37.6%	Ø 7 years	4.7% p.a.
Since inception (01.05.1991)	331.1%	Ø since inception	5.0% p.a.

Asset Allocation

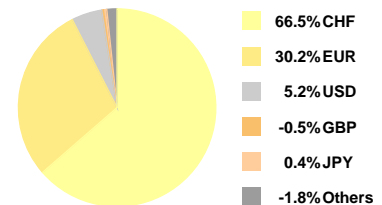
Asset Classes



Country Allocation



Currency Allocation



Composition

Name of fund	Unit	CH-Valor	ISIN	Currency	Volume (Mn CHF)	Ratings/Rankings
FORTUNA Anlagefonds	40%	277264	CH0002772645	CHF	72.4	Morningstar: ****
Pictet Funds (CH)-Bonds EUR R Cap	30%	11201019	CH0112010191	EUR	96.1	Morningstar: *****
FORTUNA Equity Fund Switzerland	30%	1155359	CH0011553598	CHF	93.8	Morningstar: **

This product flyer and the figures and explanations contained therein are for general information purposes only and do not contain an individual recommendation nor personal investment advice. To establish your specific investment requirements and preferred levels of risk, we advise you to consult your advisor.

The performance is calculated on the basis on a unit-linked insurance financed through a single premium payment. Regular premiums result in other performance figures because of the different timing of the investment. Historic performance data are furthermore no guarantee of future returns. The future performance of investments cannot be deduced from previous market development, i.e. the value of an investment may fall as well as rise. The prices used to calculate performance correspond to the inventory values published by the fund management companies at the beginning of the month, plus or less any commissions.

Generali Insurances of Persons Ltd. is unable to guarantee (explicitly nor implicitly) that the published information and opinions are accurate, complete and up to date. Only the sales prospectuses for the individual funds and the General Policy Conditions are binding.