

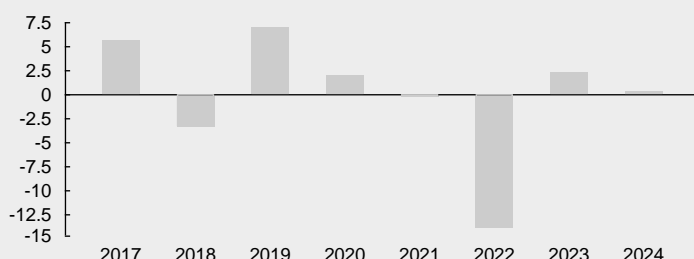
ACTIVE - DIVERSIFIED INCOME

Investment plans Switzerland, Plan No. 201
Monthly Report, 01.02.2024

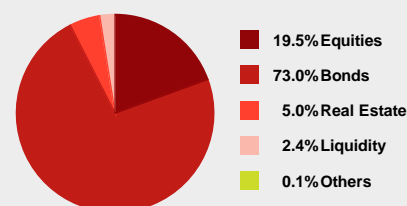
Investment Goal

The plan 201 invests without restrictions in promising investments across the entire globe, which leads to a broad spread over a variety of countries, currencies, industries and different stages of economic development. Within the 9 funds containing over 400 individual securities there are several interesting asset classes such as real estate, emerging markets and Japanese shares. The portfolio contains an equity component of approximately 20%, in order to achieve a constant yield over the long term.

Yearly performance in %



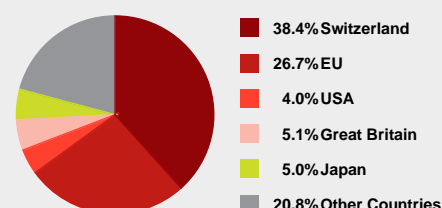
Asset Classes



Investment Plan informations

Plan number	201
Inception	01.09.2004
Strategy	INCOME
Currency	CHF
Average management fee	0.92%
Issuing commission	1.78%
Average Total Expense Ratio (TER)	1.06%
Customer service	+41 58 472 44 44
Homepage	generali.ch

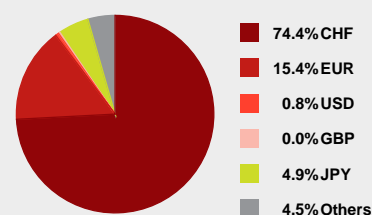
Country Allocation



Performance to 01.02.2024

Year to Date (YTD)	0.2%	1 year	0.9%
3 years	-12.2%	Ø 3 years	-4.2% p.a.
5 years	-5.8%	Ø 5 years	-1.2% p.a.
7 years	-1.5%	Ø 7 years	-0.2% p.a.
Since inception (01.09.2004)	36.4%	Ø since inception	1.6% p.a.

Currency Allocation



Composition

Name of fund	Unit	CH-Valor	ISIN	Currency	Volume (Mn CHF)
GENERALI Bond Fund CHF	30%	1875663	CH0018756632	CHF	35.1
Pictet Funds (CH)-Bonds EUR R Cap	15%	11201019	CH0112010191	EUR	47.5
CS (Lux) Swiss Franc Bond Fund B	10%	348879	LU0049527079	CHF	271.4
JSS Sustainable Bond CHF P CHF dist	10%	1160633	LU0121751324	CHF	19.9
UBS (CH) Bond Fund - CHF Domestic	10%	279184	CH0002791843	CHF	2'380.8
GENERALI Equity Fund Switzerland	10%	1155359	CH0011553598	CHF	54.7
JSS Sustainable Equity - Systematic Emerging Markets	5%	456294	LU0068337053	USD	33.5
UBS (CH) Property Fund - Swiss Mixed "Sima"	5%	1442087	CH0014420878	CHF	7'457.9
Fidelity Funds - Sustainable Japan Equity Fund	5%	207543	LU0048585144	JPY	271.7

This product flyer and the figures and explanations contained therein are for general information purposes only and do not contain an individual recommendation nor personal investment advice. To establish your specific investment requirements and preferred levels of risk, we advise you to consult your advisor.

The performance is calculated on the basis on a unit-linked insurance financed through a single premium payment. Regular premiums result in other performance figures because of the different timing of the investment. Historic performance data are furthermore no guarantee of future returns. The future performance of investments cannot be deduced from previous market development, i.e. the value of an investment may fall as well as rise. The prices used to calculate performance correspond to the inventory values published by the fund management companies at the beginning of the month, plus or less any commissions.

Generali Insurances of Persons Ltd. is unable to guarantee (explicitly nor implicitly) that the published information and opinions are accurate, complete and up to date. Only the sales prospectuses for the individual funds and the General Policy Conditions are binding.