



GLOBAL EQUITY SELECTION 100

Investment plans Switzerland, Plan No. 218

Quarterly Report, 01.01.2021

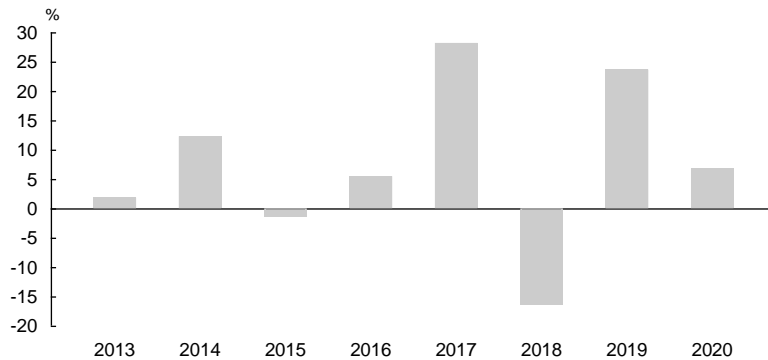
Investment Goal

When selecting the funds, all of the world's major markets are taken into consideration, so as to ensure broad diversification across various countries, currencies and levels of economic development. The most efficient markets form the core and guarantee the stability of the investment. They are represented by cost-effective, index-based funds. The further asset classes constitute markets with strong potential. A best in class approach ensures that these asset classes only ever contain the best-performing funds. The objective of this strategy is to reach a superior increase in assets over the long term, therefore the investment plan contains 100% equity funds.

Investment Plan informations

Plan number	218
Inception	01.05.2011
Strategy	ALL EQUITY
Currency	CHF
Average management fee	1.00%
Issuing commission	2.50%
Average Total Expense Ratio (TER)	1.17%
Customer service	+41 58 472 44 44
Homepage	www.generali.ch

Yearly performance in %

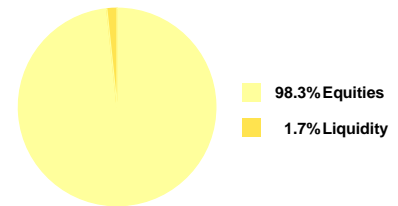


Performance to 01.01.2021

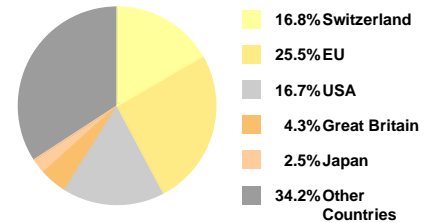
Year to Date (YTD)	7.0%	1 year	7.0%
3 years	10.2%	Ø 3 years	3.3% p.a.
5 years	49.0%	Ø 5 years	8.3% p.a.
7 years	65.5%	Ø 7 years	7.5% p.a.
Since inception (01.05.2011)	63.5%	Ø since inception	5.2% p.a.

Asset Allocation

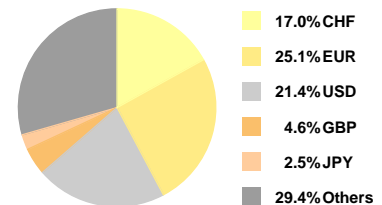
Asset Classes



Country Allocation



Currency Allocation



Composition

Name of fund	Unit	CH-Valor	ISIN	Currency	Volume (Mn CHF)	Ratings/Rankings
iShares ETF (CH) - iShares SMI <HochKleinB>@<HochKleinE> ETF (CH)	15%	889976	CH0008899764	CHF	2'003.2	Morningstar: ****
iShares EURO STOXX 50 (DE)	15%	1174969	DE0005933956	EUR	6'266.7	
Comgest Growth Asia Pac ex Japan Acc	15%	2633124	IE00B16C1G93	USD	476.1	Morningstar: **
RobecoSAM Smart Materials Equities D EUR	15%	55752198	LU2145463613	EUR	975.6	Morningstar: **
Threadneedle (Lux) SICAV - Pan European Small Cap Opportunities	15%	2903303	LU0282719219	EUR	1'026.7	Morningstar: ****
Vontobel Fund - mtx Sustainable Emerging Markets Leaders B	15%	12236106	LU0571085413	USD	8'213.3	Morningstar: ****
SPDR S&P 500 UCITS ETF	10%	18118572	IE00B6YX5C33	USD	4'854.4	Morningstar: ****

This product flyer and the figures and explanations contained therein are for general information purposes only and do not contain an individual recommendation nor personal investment advice. To establish your specific investment requirements and preferred levels of risk, we advise you to consult your advisor.

The performance is calculated on the basis on a unit-linked insurance financed through a single premium payment. Regular premiums result in other performance figures because of the different timing of the investment. Historic performance data are furthermore no guarantee of future returns. The future performance of investments cannot be deduced from previous market development, i.e. the value of an investment may fall as well as rise. The prices used to calculate performance correspond to the inventory values published by the fund management companies at the beginning of the month, plus or less any commissions.

Generali Insurances of Persons Ltd. is unable to guarantee (explicitly nor implicitly) that the published information and opinions are accurate, complete and up to date. Only the sales prospectuses for the individual funds and the General Policy Conditions are binding.