



GROWTH - EURO CURRENCIES

Investment plans Switzerland, Plan No. 258

Quarterly Report, 01.01.2021

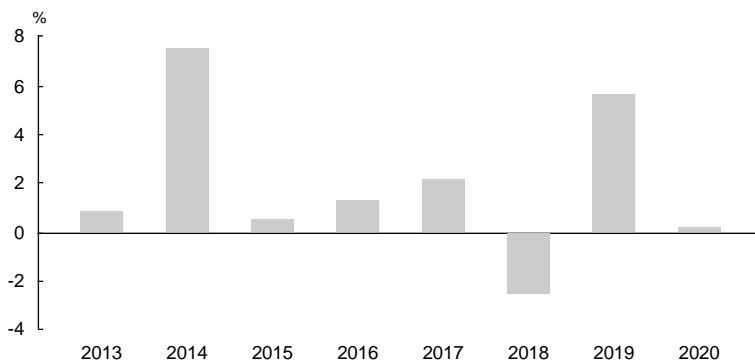
Investment Goal

The portfolio's primary regional focus for investment is Europe. There are good performance opportunities thanks to a relatively high equity exposure. The investor must be aware that stronger fluctuations in value can occur, therefore the investment plan is especially suitable for longer investment horizons.

Investment Plan informations

| | |
|-----------------------------------|------------------|
| Plan number | 258 |
| Inception | 01.05.1995 |
| Strategy | GROWTH |
| Currency | CHF |
| Average management fee | 0.97% |
| Issuing commission | 2.00% |
| Average Total Expense Ratio (TER) | 1.09% |
| Customer service | +41 58 472 44 44 |
| Homepage | www.generali.ch |

Yearly performance in %

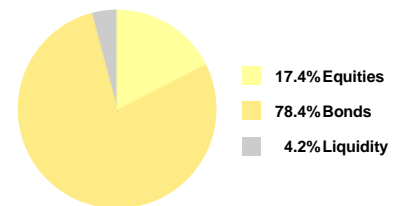


Performance to 01.01.2021

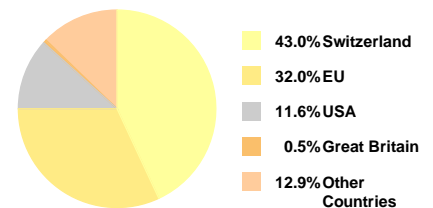
| | | | |
|------------------------------|--------|-------------------|-----------|
| Year to Date (YTD) | 0.3% | 1 year | 0.3% |
| 3 years | 3.2% | Ø 3 years | 1.1% p.a. |
| 5 years | 7.1% | Ø 5 years | 1.4% p.a. |
| 7 years | 15.9% | Ø 7 years | 2.1% p.a. |
| Since inception (01.05.1995) | 123.6% | Ø since inception | 3.2% p.a. |

Asset Allocation

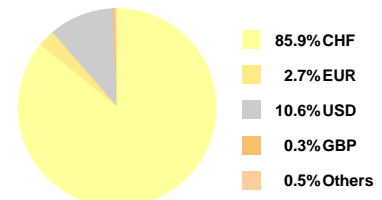
Asset Classes



Country Allocation



Currency Allocation



Composition

| Name of fund | Unit | CH-Valor | ISIN | Currency | Volume (Mn CHF) | Ratings/Rankings |
|--|------|----------|--------------|----------|-----------------|-------------------|
| FORTUNA Anlagefonds | 50% | 277264 | CH0002772645 | CHF | 72.4 | Morningstar: **** |
| JSS BondSar | 40% | 11704509 | CH0117045093 | CHF | 27.6 | Morningstar: *** |
| JSS Sustainable Equity – Global Dividend P EUR acc | 10% | 11617819 | LU0533812276 | EUR | 8.6 | Morningstar: **** |

This product flyer and the figures and explanations contained therein are for general information purposes only and do not contain an individual recommendation nor personal investment advice. To establish your specific investment requirements and preferred levels of risk, we advise you to consult your advisor.

The performance is calculated on the basis on a unit-linked insurance financed through a single premium payment. Regular premiums result in other performance figures because of the different timing of the investment. Historic performance data are furthermore no guarantee of future returns. The future performance of investments cannot be deduced from previous market development, i.e. the value of an investment may fall as well as rise. The prices used to calculate performance correspond to the inventory values published by the fund management companies at the beginning of the month, plus or less any commissions.

Generali Insurances of Persons Ltd. is unable to guarantee (explicitly nor implicitly) that the published information and opinions are accurate, complete and up to date. Only the sales prospectuses for the individual funds and the General Policy Conditions are binding.