

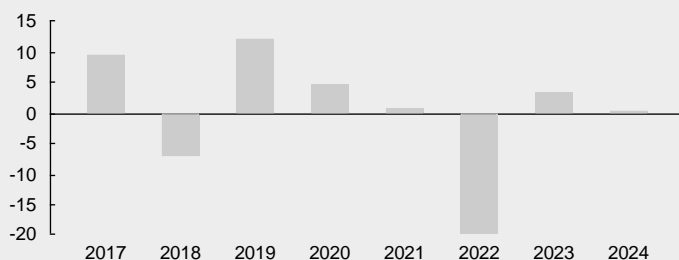
BEST SELECTION 40

Investment plans Switzerland, Plan No. 212
Monthly Report, 01.02.2024

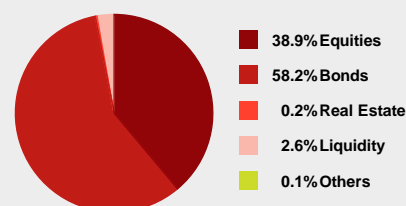
Investment Goal

When selecting the funds, all of the world's major markets are taken into consideration, so as to ensure broad diversification across various countries, currencies and levels of economic development. The most constant funds form the core and guarantee the stability of the investment. Within the further asset classes, a best in class approach ensures that the investment plan only ever contains the best-performing funds. With a target equity component of 40%, the investment approach is balanced and favours CHF. The objective of this strategy is to grow assets significantly over the long term.

Yearly performance in %



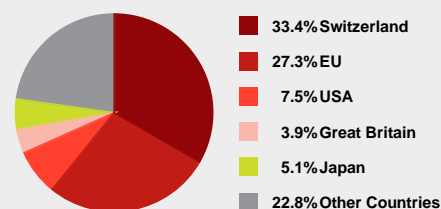
Asset Classes



Investment Plan informations

Plan number	212
Inception	01.10.2010
Strategy	GROWTH
Currency	CHF
Average management fee	1.03%
Issuing commission	2.50%
Average Total Expense Ratio (TER)	1.16%
Customer service	+41 58 472 44 44
Homepage	generali.ch

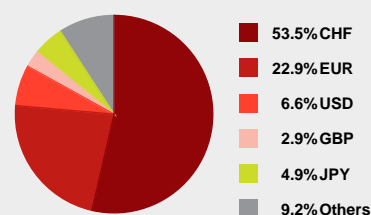
Country Allocation



Performance to 01.02.2024

Year to Date (YTD)	0.5%	1 year	0.7%
3 years	-15.7%	Ø 3 years	-5.5% p.a.
5 years	-4.1%	Ø 5 years	-0.8% p.a.
7 years	2.1%	Ø 7 years	0.3% p.a.
Since inception (01.10.2010)	26.4%	Ø since inception	1.8% p.a.

Currency Allocation



Composition

Name of fund	Unit	CH-Valor	ISIN	Currency	Volume (Mn CHF)
GENERALI INVEST - Long Term Bond Fund CHF	30%	11548470	CH0115484708	CHF	39.3
Pictet Funds (CH)-Bonds EUR R Cap	17%	11201019	CH0112010191	EUR	47.5
JSS Sustainable Bond - Euro Broad P CHF dist hedged	13%	51034699	LU2076224273	CHF	186.3
JPM Emerging Markets Dividend A (acc) - USD	10%	20155950	LU0862449427	USD	562.7
M&G (Lux) European Strategic Value Fund EUR Class A - Acc	10%	42941639	LU1670707527	EUR	1'617.2
GENERALI Equity Fund Switzerland	10%	1155359	CH0011553598	CHF	54.7
Pictet - Japanese Equity Selection P JPY	5%	1681507	LU0176900511	JPY	763.5
DWS Invest CROCI US LC	5%	40586859	LU1769939361	USD	114.7

This product flyer and the figures and explanations contained therein are for general information purposes only and do not contain an individual recommendation nor personal investment advice. To establish your specific investment requirements and preferred levels of risk, we advise you to consult your advisor.

The performance is calculated on the basis on a unit-linked insurance financed through a single premium payment. Regular premiums result in other performance figures because of the different timing of the investment. Historic performance data are furthermore no guarantee of future returns. The future performance of investments cannot be deduced from previous market development, i.e. the value of an investment may fall as well as rise. The prices used to calculate performance correspond to the inventory values published by the fund management companies at the beginning of the month, plus or less any commissions.

Generali Insurances of Persons Ltd. is unable to guarantee (explicitly nor implicitly) that the published information and opinions are accurate, complete and up to date. Only the sales prospectuses for the individual funds and the General Policy Conditions are binding.