

FORTUNA WEALTH - Select

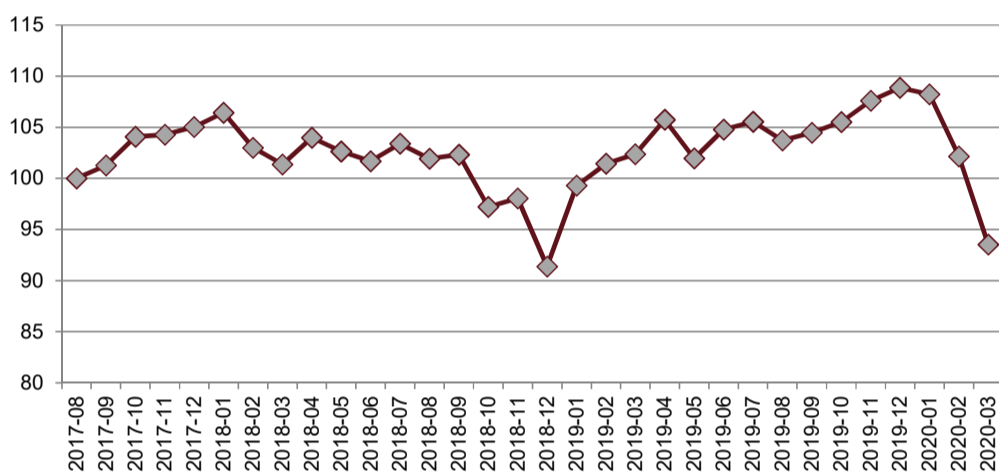
März 2020

Profile

"Fortuna Wealth Select" is an asset management mandate offered only for the "Opportunistic" profile of the PROSPERA product. This profile consists of an account portion and an investment portion (70% of the investments). The mandate for the management of the investment portion is exercised by Fortuna Investment AG, a subsidiary of Generali (Switzerland) Holding Ltd. Under this mandate, it selects and weights ETFs and index funds for the investors. As the target equity component is 56%, the product has a higher weighting in equities than conventional qualified provident insurance products.

The division of investments into 30% account credit balance and 70% securities may change over time. The automatic, rule-based approach allows assets to be switched from the investment portion into the account portion, and vice-versa. The securities component is increased during periods when investment performance is poor, while the account balance is increased during periods of good investment performance.

Investment performance (model portfolio net)



Performance in figures

	This year	1 year	2 years	5 years since inception	
Model portfolio net	-14.08%	-8.62%	-7.72%	n.a.	-6.46%

Comparison groups

Global equities in CHF	-20.24%	-12.06%	-9.55%	n.a.	-5.99%
Bonds in CHF	-2.58%	-1.42%	1.14%	n.a.	0.15%
Model portfolio + account net	-10.03%	-5.99%	-5.09%	n.a.	0.65%

Portfolio snapshot

Position	Category	Currency	Weighting
FORTUNA EQUITY FUND SWITZRLD	Equities	CHF	33.1%
ISHARES CORE EM IMI ACC	Equities	RoW	18.6%
iShares Core S&P 500 UCITS ETF USD	Equities	USD	11.6%
UBS ETF MSCI USA H. CHF	Equities	CHF	10.1%
ISHARES SBIDG 3-7 CH	Bonds	CHF	6.5%
UBS ETF GOLD H. CHF	Alternative investments	CHF	4.5%
SWC IDX TT MKT AAA-BBB-DTCHF	Bonds	CHF	4.2%
UBS ETF MSCI JAPAN H. CHF	Equities	CHF	4.2%
UBS ETF MSCI EMU H. CHF	Equities	CHF	3.6%
UBS ETF MSCI UK H. CHF	Equities	CHF	1.9%
UBS ETF CMCI Composite SF UCITS ETF CHF	Alternative investments	USD	1.8%

Disclaimer

This document constitutes neither an offer nor a recommendation or an invitation from Fortuna Investment AG to buy or sell investment instruments, carry out transactions or conclude any legal act. Fortuna Investment AG is unable to guarantee (whether explicitly or implicitly) that the published information and opinions are accurate, complete and up to date. Historic performance data are no guarantee of future returns. The future performance of investments cannot be deduced from the indicated previous market developments, i.e. the value of an investment may fall as well as rise. Fortuna Investment AG cannot guarantee that the value of the capital invested will be maintained (or indeed rise) as a result of price fluctuations and the dependency on the financial markets. The allocations shown may vary from the allocations in the accounts of individual investors. Every account has its own performance record, reflecting the date on which individual investments actually commenced. The model portfolio shown takes 1 September 2017 as the start date and is for illustrative purposes. Binding details on the strategy and the terms for taking out this product can be found in the pension agreement the client has entered into with Generali Personal Insurance Ltd, registered office Adliswil. Further details of the target funds used can be found in the prospectuses on the funds in question.

Master data

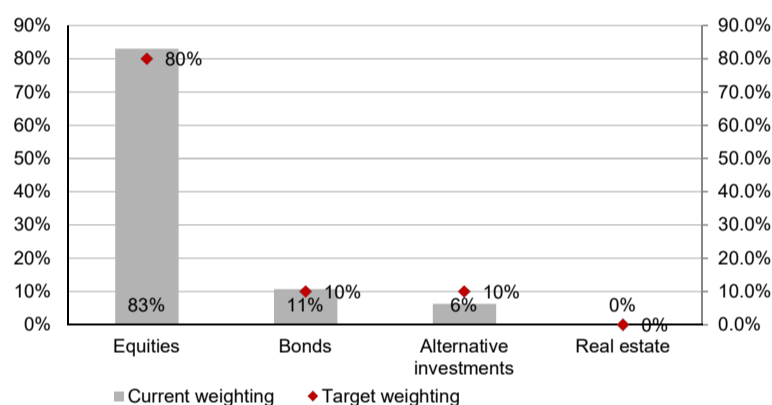
Asset Manager	Fortuna Investment AG
Portfolio Manager	Andreas Resch
Launch	01.09.2017
Benchmark	n.a.
Management fee*	1.20%
Total fees*	1.33%
Subscription fee	2.00%

* The management fee and total fees only apply to the investment portion. The total fees also include the costs of the products used in addition to the management fee.

Risk profile



Allocation of investments

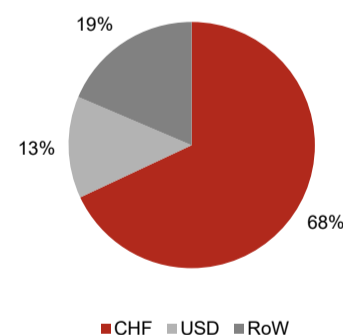


Explanations

Net: shows the return after costs

The comparison groups show how traditional asset classes would have performed as separate investments. The following are used: MSCI ACWI Index (global equities, hedged in CHF) and SBI AAA-BBB Index (bonds in CHF).

Currencies*



* **Comments:** Economic exposure is shown, not the currency in which securities are traded. The target for CHF is 75%, with 25% in other currencies. «Rest of the World» (RoW) refers to a combination of various currencies.

Do you have any questions? Please contact your personal advisor if you have any questions or would like a non-binding quote. Further information is available at generali.ch.