



# GROWTH - CORE CURRENCIES

## Investment plans Switzerland, Plan No. 280

Quarterly Report, 01.01.2021

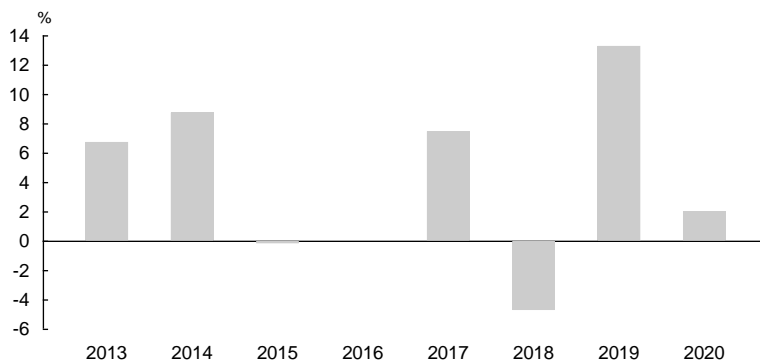
### Investment Goal

The investment is primarily made in Swiss francs, Euros and US dollars, which are hard currencies. A diverse international spread reduces country risk. The relatively high proportion of equities makes the investment plan particularly suitable for longer investment horizons. While the bond and cash components keep risk limited, the primary object is performance.

### Investment Plan informations

Plan number	280
Inception	01.08.1996
Strategy	GROWTH
Currency	CHF
Average management fee	0.95%
Issuing commission	2.00%
Average Total Expense Ratio (TER)	1.02%
Customer service	+41 58 472 44 44
Homepage	www.generali.ch

### Yearly performance in %

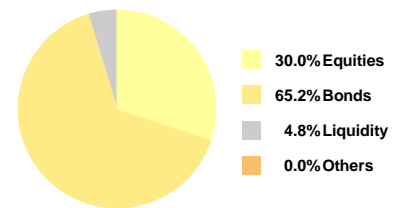


### Performance to 01.01.2021

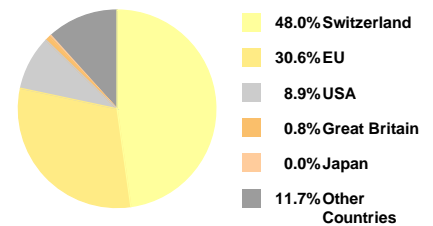
Year to Date (YTD)	2.1%	1 year	2.1%
3 years	10.1%	Ø 3 years	3.3% p.a.
5 years	18.3%	Ø 5 years	3.4% p.a.
7 years	28.4%	Ø 7 years	3.6% p.a.
Since inception (01.08.1996)	137.3%	Ø since inception	3.6% p.a.

### Asset Allocation

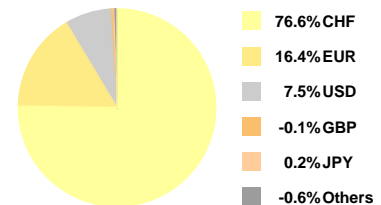
#### Asset Classes



#### Country Allocation



#### Currency Allocation



## Composition

Name of fund	Unit	CH-Valor	ISIN	Currency	Volume (Mn CHF)	Ratings/Rankings
FORTUNA Anlagefonds	40%	277264	CH0002772645	CHF	72.4	Morningstar: ****
FORTUNA Equity Fund Switzerland	20%	1155359	CH0011553598	CHF	93.8	Morningstar: **
JSS BondSar	20%	11704509	CH0117045093	CHF	27.6	Morningstar: ***
Pictet Funds (CH)-Bonds EUR R Cap	15%	11201019	CH0112010191	EUR	96.1	Morningstar: *****
JSS Sustainable Equity – Global Dividend P EUR acc	5%	11617819	LU0533812276	EUR	8.6	Morningstar: ****

This product flyer and the figures and explanations contained therein are for general information purposes only and do not contain an individual recommendation nor personal investment advice. To establish your specific investment requirements and preferred levels of risk, we advise you to consult your advisor.

The performance is calculated on the basis on a unit-linked insurance financed through a single premium payment. Regular premiums result in other performance figures because of the different timing of the investment. Historic performance data are furthermore no guarantee of future returns. The future performance of investments cannot be deduced from previous market development, i.e. the value of an investment may fall as well as rise. The prices used to calculate performance correspond to the inventory values published by the fund management companies at the beginning of the month, plus or less any commissions.

Generali Insurances of Persons Ltd. is unable to guarantee (explicitly nor implicitly) that the published information and opinions are accurate, complete and up to date. Only the sales prospectuses for the individual funds and the General Policy Conditions are binding.