



KEY MARKETS

Investment plans Switzerland, Plan No. 219

Quarterly Report, 01.01.2021

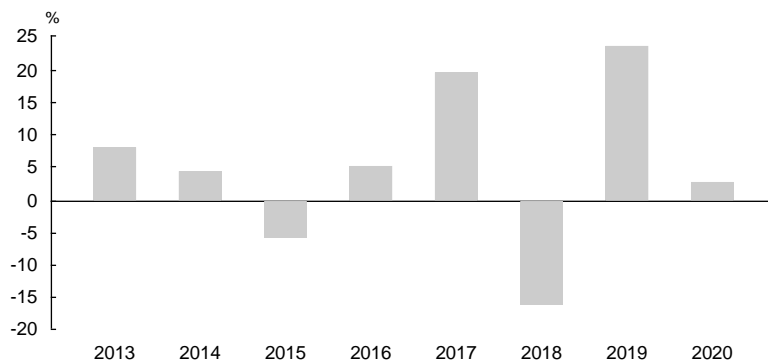
Investment Goal

When selecting the funds, all of the world's major markets are taken into consideration, so as to ensure broad diversification across various countries, currencies and levels of economic development. The efficient markets of Switzerland, Europe and the US form the core and guarantee the stability of the investment. The further asset classes constitute markets with strong potential. Investments are made exclusively in funds from renowned providers which fulfil the qualitative and quantitative selection criteria. The objective of this strategy is to reach a superior increase in assets over the long term, therefore the investment plan contains 85% to 100% equity funds.

Investment Plan informations

Plan number	219
Inception	01.05.2011
Strategy	ALL EQUITY
Currency	CHF
Average management fee	1.46%
Issuing commission	2.50%
Average Total Expense Ratio (TER)	1.73%
Customer service	+41 58 472 44 44
Homepage	www.generali.ch

Yearly performance in %

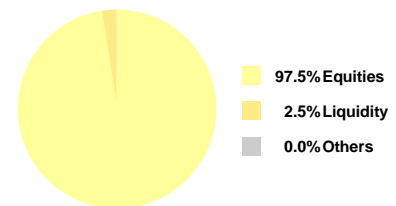


Performance to 01.01.2021

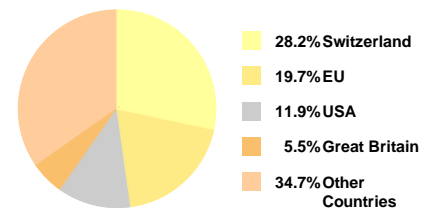
Year to Date (YTD)	3.1%	1 year	3.1%
3 years	7.0%	Ø 3 years	2.3% p.a.
5 years	35.3%	Ø 5 years	6.2% p.a.
7 years	33.4%	Ø 7 years	4.2% p.a.
Since inception (01.05.2011)	49.2%	Ø since inception	4.2% p.a.

Asset Allocation

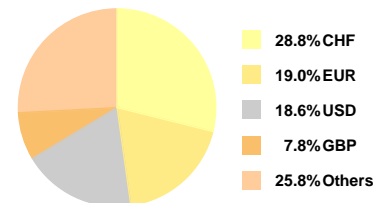
Asset Classes



Country Allocation



Currency Allocation



Composition

Name of fund	Unit	CH-Valor	ISIN	Currency	Volume (Mn CHF)	Ratings/Rankings
JPMF - Emerging Markets Equity Fund - A (acc.) USD	15%	2051080	LU0210529656	USD	11'215.8	Morningstar: *****
M&G (Lux) Asian Fund	15%	42906896	LU1670618344	USD	42.9	Morningstar: *
Pictet (CH)-Swiss Equities-P	15%	278392	CH0002783923	CHF	415.8	Morningstar: ****
Franklin European Growth Fund A acc EUR	15%	1183762	LU0122612848	EUR	157.4	Morningstar: *
Deutsche Invest I European Small Cap	15%	2431867	LU0236146774	EUR	12.6	Morningstar: **
JSS Commodity - Diversified (CHF)	15%	2378909	CH0023789099	CHF	27.4	
Franklin Templeton Investment Funds - Franklin U.S. Opportunities Fund A acc	10%	1065517	LU0109391861	USD	6'725.6	Morningstar: *****

This product flyer and the figures and explanations contained therein are for general information purposes only and do not contain an individual recommendation nor personal investment advice. To establish your specific investment requirements and preferred levels of risk, we advise you to consult your advisor.

The performance is calculated on the basis on a unit-linked insurance financed through a single premium payment. Regular premiums result in other performance figures because of the different timing of the investment. Historic performance data are furthermore no guarantee of future returns. The future performance of investments cannot be deduced from previous market development, i.e. the value of an investment may fall as well as rise. The prices used to calculate performance correspond to the inventory values published by the fund management companies at the beginning of the month, plus or less any commissions.

Generali Insurances of Persons Ltd. is unable to guarantee (explicitly nor implicitly) that the published information and opinions are accurate, complete and up to date. Only the sales prospectuses for the individual funds and the General Policy Conditions are binding.