



GROWTH FOCUS EUROPE

Investment plans Switzerland, Plan No. 253

Quarterly Report, 01.10.2020

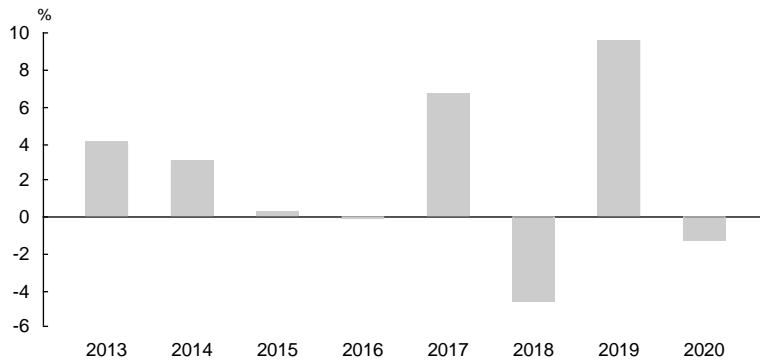
Investment Goal

The portfolio's primary regional focus for investment is Europe. It includes not only established bond funds from Credit Suisse and DWS but also, in the shape of the "Fidelity European Dynamic Growth Fund", a stock picker underpinned by fundamental analysis. The fund managers at the "Fidelity European Dynamic Growth Fund" deliberately seek out enterprises that have their head office or a main part of their activity in Europe and whose long-term growth potential is mispriced by the market. The fund generally holds a concentrated portfolio. In selecting equities, the Fidelity Fund has a bias to medium size company shares, and is not subject to any restrictions in respect of weighting by country or sector.

Investment Plan informations

Plan number	253
Inception	01.02.2007
Strategy	GROWTH
Currency	CHF
Average management fee	1.23%
Issuing commission	2.49%
Average Total Expense Ratio (TER)	1.40%
Customer service	+41 58 472 44 44
Homepage	www.generali.ch

Yearly performance in %

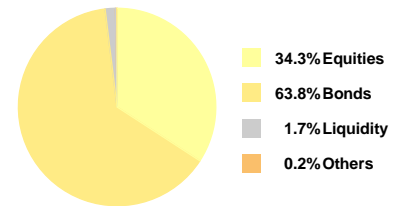


Performance to 01.10.2020

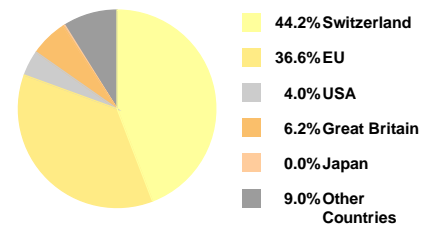
Year to Date (YTD)	-1.4%	1 year	0.6%
3 years	4.6%	Ø 3 years	1.5% p.a.
5 years	11.5%	Ø 5 years	2.2% p.a.
7 years	15.4%	Ø 7 years	2.1% p.a.
Since inception (01.02.2007)	2.3%	Ø since inception	0.2% p.a.

Asset Allocation

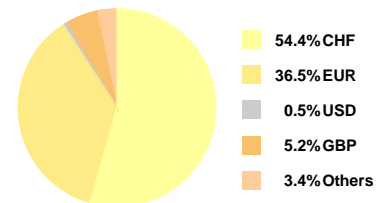
Asset Classes



Country Allocation



Currency Allocation



Composition

Name of fund	Unit	CH-Valor	ISIN	Currency	Volume (Mn CHF)	Ratings/Rankings
FORTUNA Europe Balanced Fund CHF	40%	51637461	CH0516374615	CHF	25.4	Morningstar: **
Fidelity Funds - European Dynamic Growth Fund A acc	25%	2728450	LU0261959422	EUR	6'387.8	Morningstar: *****
CS (Lux) Swiss Franc Bond Fund B	20%	348879	LU0049527079	CHF	678.3	Morningstar: *
DWS Euroland Strategie (Renten)	15%	328855	DE0008474032	EUR	681.0	Morningstar: ***

This product flyer and the figures and explanations contained therein are for general information purposes only and do not contain an individual recommendation nor personal investment advice. To establish your specific investment requirements and preferred levels of risk, we advise you to consult your advisor.

The performance is calculated on the basis on a unit-linked insurance financed through a single premium payment. Regular premiums result in other performance figures because of the different timing of the investment. Historic performance data are furthermore no guarantee of future returns. The future performance of investments cannot be deduced from previous market development, i.e. the value of an investment may fall as well as rise. The prices used to calculate performance correspond to the inventory values published by the fund management companies at the beginning of the month, plus or less any commissions.

Generali Insurances of Persons Ltd. is unable to guarantee (explicitly nor implicitly) that the published information and opinions are accurate, complete and up to date. Only the sales prospectuses for the individual funds and the General Policy Conditions are binding.