

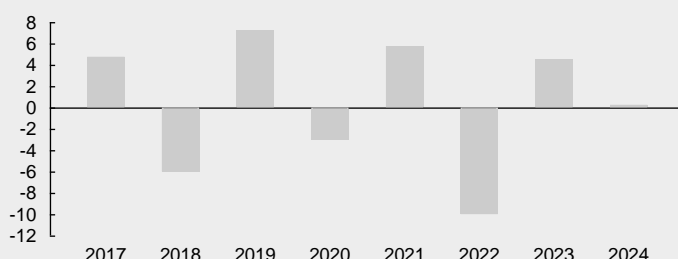
GROWTH EUROPE VALUE

Investment plans Switzerland, Plan No. 44
Monthly Report, 01.02.2024

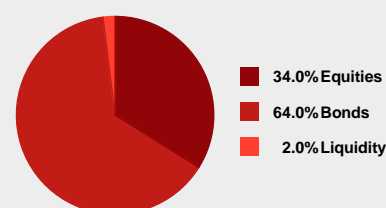
Investment Goal

Almost $\frac{3}{4}$ of the assets in the portfolio are placed in European countries and currencies. Within the equity component the substance-oriented "JPMF - Europe Strategic Value Fund" is especially significant. In the Pan-European area, undervalued enterprises are systematically sought with a bottom-up investment process, which leads to an additional increase of performance opportunities. Because of the relatively high equity part, this investment plan is particularly suited for longer investment horizons.

Yearly performance in %



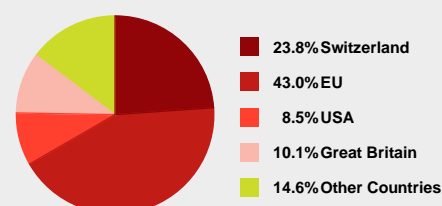
Asset Classes



Investment Plan informations

Plan number	44
Inception	01.06.2006
Strategy	GROWTH
Currency	CHF
Average management fee	1.06%
Issuing commission	2.40%
Average Total Expense Ratio (TER)	1.20%
Customer service	+41 58 472 44 44
Homepage	generali.ch

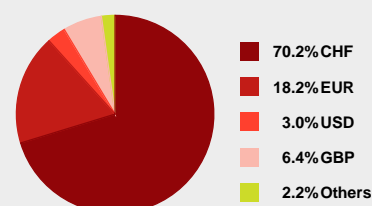
Country Allocation



Performance to 01.02.2024

Year to Date (YTD)	0.4%	1 year	2.6%
3 years	0.0%	Ø 3 years	0.0% p.a.
5 years	1.3%	Ø 5 years	0.3% p.a.
7 years	2.6%	Ø 7 years	0.4% p.a.
Since inception (01.06.2006)	15.3%	Ø since inception	0.8% p.a.

Currency Allocation



Composition

Name of fund	Unit	CH-Valor	ISIN	Currency	Volume (Mn CHF)
CS (Lux) Swiss Franc Bond Fund B	35%	348879	LU0049527079	CHF	271.4
GENERALI Anlagefonds	35%	277264	CH0002772645	CHF	51.3
JPMF - Europe Strategic Value Fund - A (acc.)	25%	2051112	LU0210531983	EUR	1'196.0
GENERALI Equity Fund Switzerland	5%	1155359	CH0011553598	CHF	54.7

This product flyer and the figures and explanations contained therein are for general information purposes only and do not contain an individual recommendation nor personal investment advice. To establish your specific investment requirements and preferred levels of risk, we advise you to consult your advisor.

The performance is calculated on the basis on a unit-linked insurance financed through a single premium payment. Regular premiums result in other performance figures because of the different timing of the investment. Historic performance data are furthermore no guarantee of future returns. The future performance of investments cannot be deduced from previous market development, i.e. the value of an investment may fall as well as rise. The prices used to calculate performance correspond to the inventory values published by the fund management companies at the beginning of the month, plus or less any commissions.

Generali Insurances of Persons Ltd. is unable to guarantee (explicitly nor implicitly) that the published information and opinions are accurate, complete and up to date. Only the sales prospectuses for the individual funds and the General Policy Conditions are binding.